

LEATHEAD TOWNHOUSES LEATHEAD ROAD, KELOWNA, B.C.

ALL CONTRACTORS ARE REQUIRED TO PERFORM THEIR WORK AND SUPPLY THEIR PRODUCTS IN COMPLIANCE WITH ALL BUILDING CODES AND LAWS OF THE PROVINCE OF BRITISH COLUMBIA
This drawing is an instrument of service and the property of New Town Services. The use of this drawing shall be restricted to the original site for which it was prepared and publication thereof is expressly limited to such use.
This drawing must not be scaled
Verify all dimensions and datums prior to commencement of work.
Report all errors and omissions to the Architect.



BUILDING/SITE SUMMARY	
PROPERTY #1	
CIVIC ADDRESS:	1065 LEATHEAD ROAD, KELOWNA BC
LEGAL DESCRIPTION:	LOT 1, SECTION 27, TOWNSHIP 26, ODYD, PLAN 10847, PID 003-398-544
PROPERTY #2	
CIVIC ADDRESS:	1075 LEATHEAD ROAD, KELOWNA BC
LEGAL DESCRIPTION:	LOT A, SECTION 27, TOWNSHIP 26, ODYD, PLAN KAP79327, PID 026-454-751
PROPERTY #3	
CIVIC ADDRESS:	500 FLEMING ROAD, KELOWNA BC
LEGAL DESCRIPTION:	LOT B, SECTION 27, TOWNSHIP 26, ODYD, PLAN KAP79327, PID 026-454-769
SITE AREA (BEFORE ROAD WIDENING): 5384.4 m ²	
SITE AREA (AFTER ROAD WIDENING): 5329.27 m ²	
PROPOSED NET FLOOR AREA: 4464.8 m ²	
FLOOR AREA RATIO (FAR): 4464.8 / 5384.4 = 0.83	
PRIVATE OPEN SPACE SUMMARY:	
DWELLING UNIT >1 BEDROOMS (25.0m ² EACH)	36 UNITS = 900.0 m ²
	TOTAL REQUIRED: = 900.0 m²
PRIVATE OPEN SPACE PROPOSED:	= 23740.2 SF (2205.5 m²)
PARKING: NOTE VARIANCE REQUIRED	
REQUIRED:	
2 STALLS PER 3 BEDROOM DWELLING UNITS:	72 STALLS
TOTAL REQUIRED PARKING:	72 STALLS
TOTAL PROVIDED:	75 STALLS

ZONING BYLAW SUMMARY		
	REQUIRED	PROPOSED
ZONE:	RM4	RM4
MAXIMUM FLOOR AREA RATIO:	0.85	0.83
MAXIMUM SITE COVERAGE:	50 %	40 %
MAXIMUM SITE COVERAGE OF BUILDINGS, DRIVEWAYS & PARKING:	60 %	60 %
MAXIMUM HEIGHT:	13.0 m OR 3 STOREYS	9.45 m OR 3 STOREYS
MINIMUM FRONT SETBACK:	6.0 m	6.0 m
MINIMUM SIDE SETBACK:	4.5 m	4.5 m
MINIMUM REAR SETBACK:	9.0 m	9.0 m

ARCHITECTURAL:

NEWTOWN ARCHITECTURE & ENGINEERING

1464 ST. PAUL STREET KELOWNA, B.C. V1Y 2E6
PH. 250-860-8185

A0.00	COVER SHEET & DRAWING LIST
A2.00	SITE PLAN
A2.01	BUILDING IMAGES
A2.02	BUILDING IMAGES
A2.03	BUILDING IMAGES
A2.04	BUILDING IMAGES
A3.01	6-UNIT LEVEL ONE FLOOR PLAN
A3.02	6-UNIT LEVEL TWO FLOOR PLAN
A3.03	6-UNIT LEVEL THREE FLOOR PLAN
A3.04	6-UNIT ROOF PLAN
A3.06	8-UNIT LEVEL ONE FLOOR PLAN
A3.07	8-UNIT LEVEL TWO FLOOR PLAN
A3.08	8-UNIT LEVEL THREE FLOOR PLAN
A3.09	8-UNIT ROOF PLAN
A3.10	END UNIT PLANS
A3.11	END UNIT PLANS
A3.12	TYP. UNIT PLANS
A3.13	TYP. UNIT PLANS
A4.00	6-UNIT BUILDING ELEVATIONS
A4.01	8-UNIT BUILDING ELEVATIONS
A5.00	BUILDING SECTIONS
A5.01	BUILDING SECTIONS

Revisions		
No	Date	Description
1	APR 6, 2017	ISSUED FOR DP



project title
LEATHEAD TH

project address
**LEATHEAD ROAD
KELOWNA, B.C.**

project no. 4007

drawing title
**COVER SHEET &
DWG LIST**

designed scale 1:50
drawn M.M.
checked R.Y.

drawing no.
A0.00
plotted 4/6/2017 10:53:44 AM

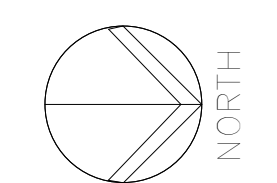
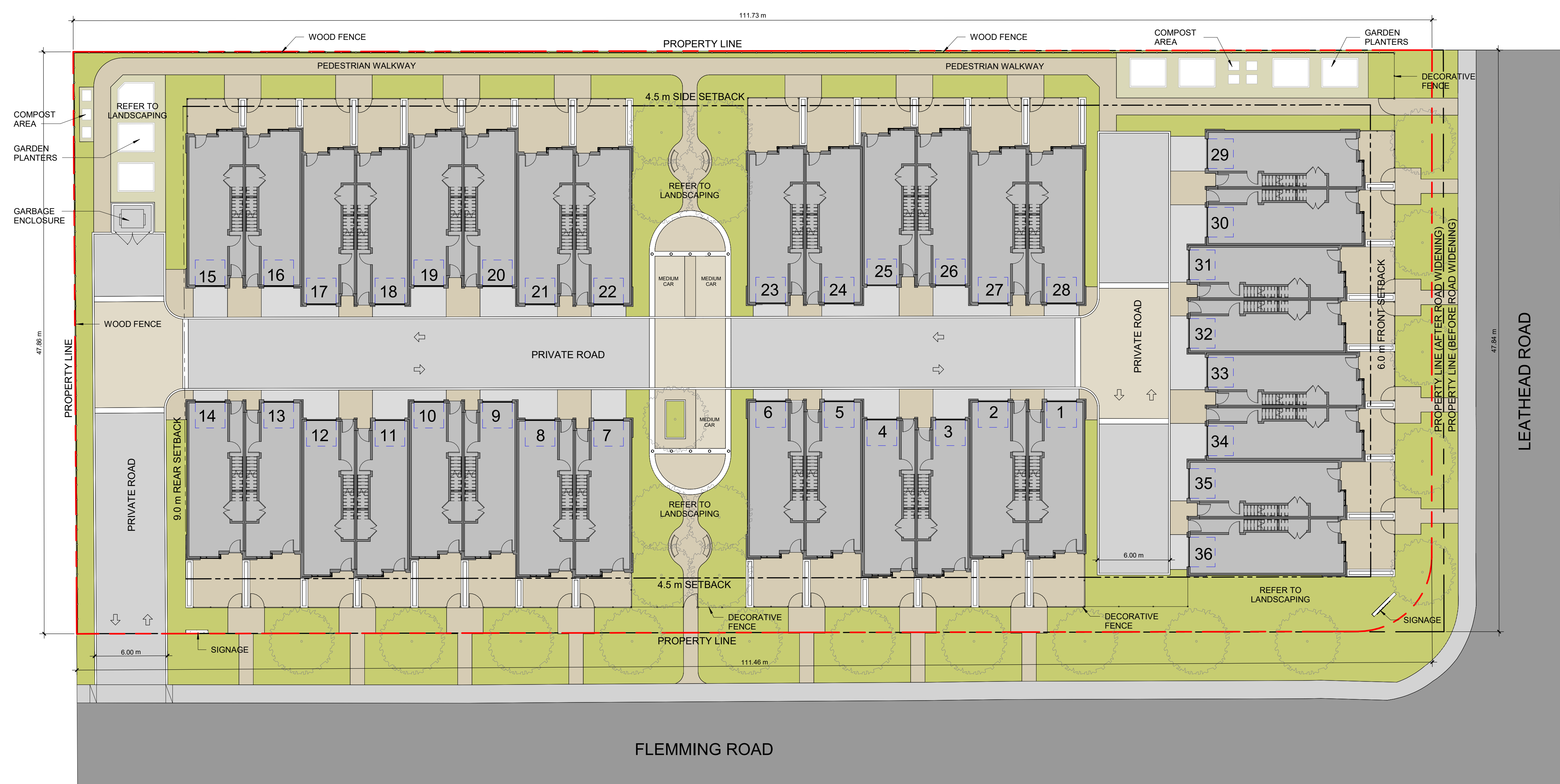
ALL CONTRACTORS ARE REQUIRED TO PERFORM THEIR WORK AND SUPPLY THEIR PRODUCTS IN COMPLIANCE WITH ALL BUILDING CODES AND LAWS OF THE PROVINCE OF BRITISH COLUMBIA

This drawing is an instrument of service and the property of New Town Services. The use of this drawing shall be restricted to the original site for which it was prepared and publication thereof is expressly limited to such use.

This drawing must not be scaled

Verify all dimensions and datums prior to commencement of work.

Report all errors and omissions to the Architect.



1 SITE PLAN
1/16" = 1'-0"

NET FLOOR AREA BREAKDOWN

TYPICAL UNIT A:	1273.7 SF
TYPICAL UNIT B:	1302.7 SF
END UNIT A:	1358.0 SF
END UNIT B:	1386.8 SF
TOTAL NET FLOOR AREA PER 6-UNIT BUILDING:	8066.0 SF
TOTAL NET FLOOR AREA PER 8-UNIT BUILDING:	10642.4 SF
TOTAL NET FLOOR AREA (ALL BUILDINGS):	48059.2 SF (4464.8 SM)

Revisions

No	Date	Description
1	APR 6, 2017	ISSUED FOR DP



project title
LEATHEAD TH

project address
**LEATHEAD ROAD
KELOWNA, B.C.**

project no. 4007

file no.

drawing title
SITE PLAN

designed _____ scale 1/16" = 1'-0"

drawn _____ M.M.

checked _____ R.Y.

drawing no.

A2.00

plotted 4/6/2017 10:21:09 AM

ALL CONTRACTORS ARE REQUIRED TO PERFORM THEIR WORK AND SUPPLY THEIR PRODUCTS IN COMPLIANCE WITH ALL BUILDING CODES AND LAWS OF THE PROVINCE OF BRITISH COLUMBIA

This drawing is an instrument of service and the property of New Town Services. The use of this drawing shall be restricted to the original site for which it was prepared and publication thereof is expressly limited to such use.

This drawing must not be scaled
Verify all dimensions and datums prior to commencement of work.
Report all errors and omissions to the Architect.

SEAL

Revisions		
No	Date	Description
1	APR 6, 2017	ISSUED FOR DP



project title
LEATHEAD TH

project address
**LEATHEAD ROAD
KELOWNA , B.C.**

project no. 4007

file no.

drawing title
BUILDING IMAGES

designed _____ scale _____
drawn _____ M.M.
checked _____ R.Y.
drawing no.

A2.01

plotted 4/6/2017 10:21:09 AM



ALL CONTRACTORS ARE REQUIRED TO PERFORM THEIR WORK AND SUPPLY THEIR PRODUCTS IN COMPLIANCE WITH ALL BUILDING CODES AND LAWS OF THE PROVINCE OF BRITISH COLUMBIA

This drawing is an instrument of service and the property of New Town Services. The use of this drawing shall be restricted to the original site for which it was prepared and publication thereof is expressly limited to such use.

This drawing must not be scaled
Verify all dimensions and datums prior to commencement of work.
Report all errors and omissions to the Architect.

SEAL

Revisions		
No	Date	Description
1	APR 6, 2017	ISSUED FOR DP



project title
LEATHEAD TH

project address
**LEATHEAD ROAD
KELOWNA , B.C.**

project no. 4007

file no.
drawing title
BUILDING IMAGES

designed _____ scale _____
drawn _____ M.M.
checked _____ R.Y.

drawing no. **A2.02**
plotted 4/6/2017 10:21:10 AM



ALL CONTRACTORS ARE REQUIRED TO PERFORM THEIR WORK AND SUPPLY THEIR PRODUCTS IN COMPLIANCE WITH ALL BUILDING CODES AND LAWS OF THE PROVINCE OF BRITISH COLUMBIA

This drawing is an instrument of service and the property of New Town Services. The use of this drawing shall be restricted to the original site for which it was prepared and publication thereof is expressly limited to such use.

This drawing must not be scaled
Verify all dimensions and datums prior to commencement of work.
Report all errors and omissions to the Architect.

SEAL

Revisions		
No	Date	Description
1	APR 6, 2017	ISSUED FOR DP



project title
LEATHEAD TH

project address
**LEATHEAD ROAD
KELOWNA , B.C.**

project no. 4007

file no.

drawing title
BUILDING IMAGES

designed _____ scale _____
drawn _____ M.M.
checked _____ R.Y.
drawing no.

A2.03
plotted 4/6/2017 10:21:10 AM



ALL CONTRACTORS ARE REQUIRED TO PERFORM THEIR WORK AND SUPPLY THEIR PRODUCTS IN COMPLIANCE WITH ALL BUILDING CODES AND LAWS OF THE PROVINCE OF BRITISH COLUMBIA

This drawing is an instrument of service and the property of New Town Services. The use of this drawing shall be restricted to the original site for which it was prepared and publication thereof is expressly limited to such use.

This drawing must not be scaled
Verify all dimensions and datums prior to commencement of work.
Report all errors and omissions to the Architect.

SEAL

Revisions		
No	Date	Description
1	APR 6, 2017	ISSUED FOR DP



project title
LEATHEAD TH

project address
**LEATHEAD ROAD
KELOWNA , B.C.**

project no. 4007

file no.

drawing title
BUILDING IMAGES

designed _____ scale _____
drawn _____ M.M.
checked _____ R.Y.
drawing no.

A2.04
plotted 4/6/2017 10:21:11 AM



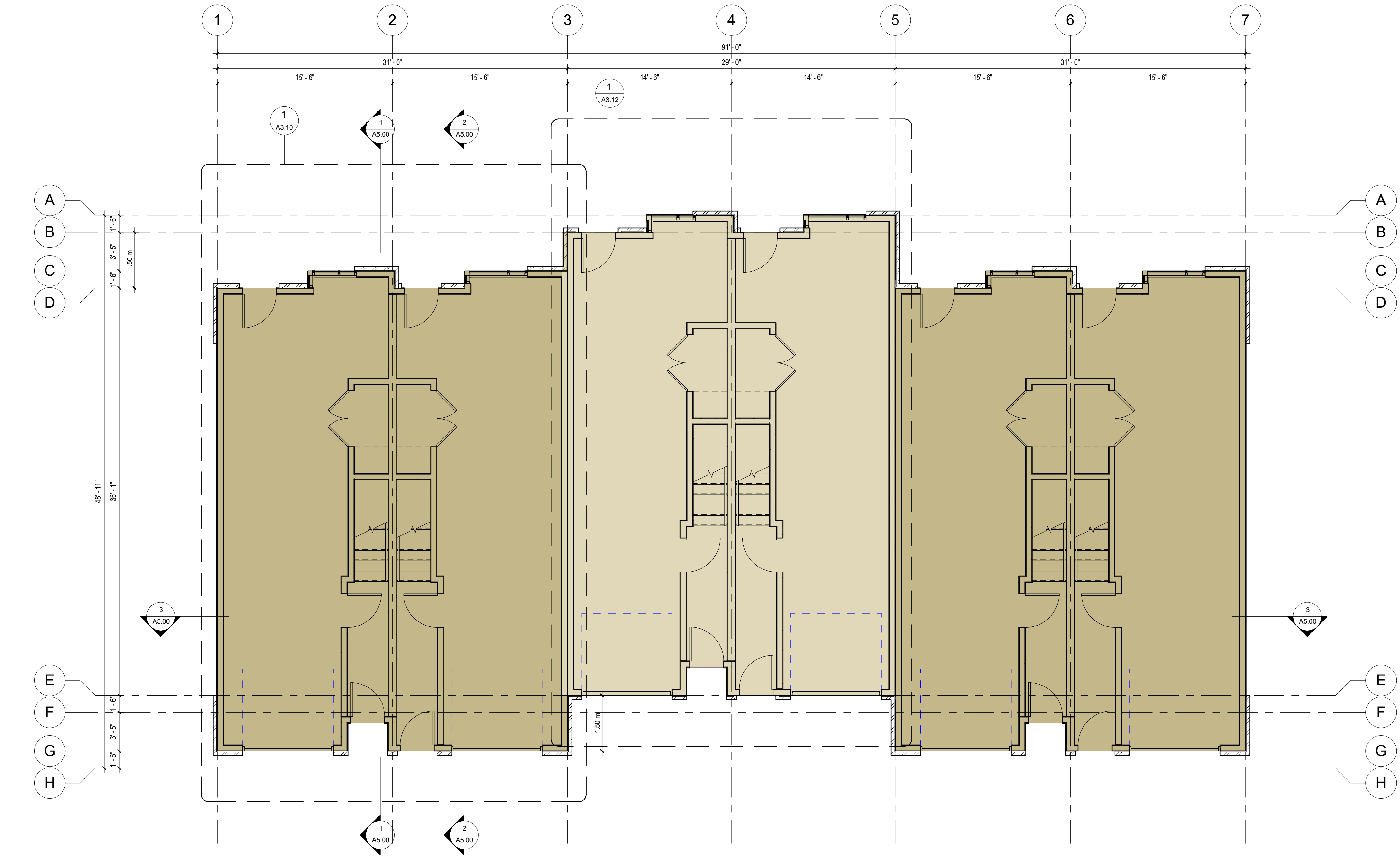
ALL CONTRACTORS ARE REQUIRED TO PERFORM THEIR WORK AND SUPPLY THEIR PRODUCTS IN COMPLIANCE WITH ALL BUILDING CODES AND LAWS OF THE PROVINCE OF BRITISH COLUMBIA

This drawing is an instrument of service and the property of New Town Services. The use of this drawing shall be restricted to the original site for which it was prepared and publication thereof is expressly limited to such use.



This drawing must not be scaled

Verify all dimensions and datums prior to commencement of work.

Report all errors and omissions to the Architect.



1 LEVEL ONE FLOOR PLAN - 6 UNIT BUILDING
 A4.00 3/16" = 1'-0"

	TYPICAL UNITS
	END UNITS
TYPICAL UNIT A:	1273.7 SF
TYPICAL UNIT B:	1302.7 SF
END UNIT A:	1358.0 SF
END UNIT B:	1386.8 SF
TOTAL NET FLOOR AREA FOR 6-UNIT BUILDING:	8066.0 SF
TOTAL NET FLOOR AREA FOR 8-UNIT BUILDING:	10642.4 SF

SEAL

Revisions

No	Date	Description
1	APR 6, 2017	ISSUED FOR DP



project title
LEATHEAD TH

project address
**LEATHEAD ROAD
 KELOWNA, B.C.**

project no. 4007

file no.

drawing title
**6 UNIT - LEVEL ONE
 FLOOR PLAN**

designed _____ scale As indicated

drawn _____ J.F.

checked _____ R.Y.

drawing no.

A3.01

plotted 4/6/2017 10:30:06 AM

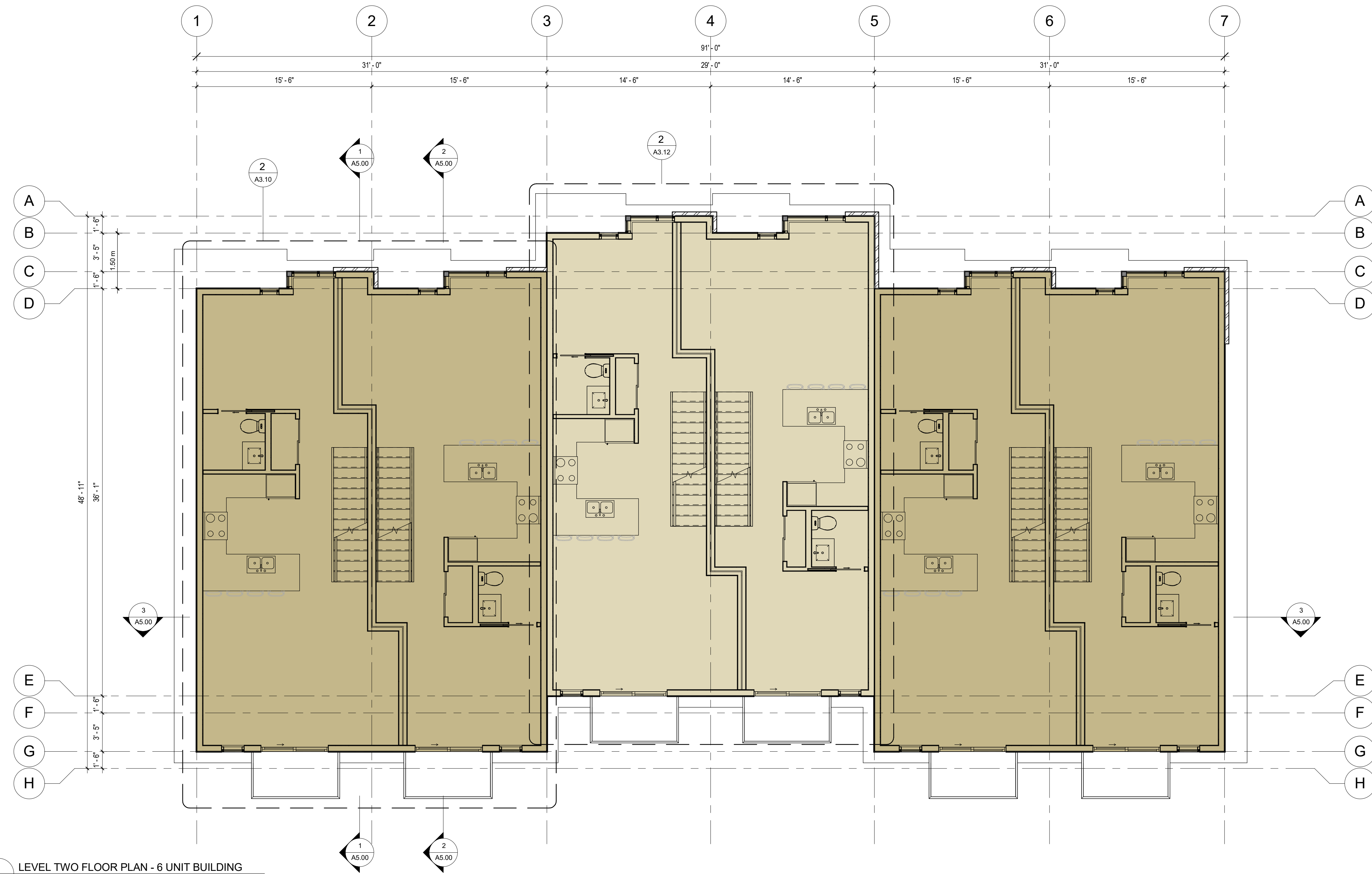
ALL CONTRACTORS ARE REQUIRED TO PERFORM THEIR WORK AND SUPPLY THEIR PRODUCTS IN COMPLIANCE WITH ALL BUILDING CODES AND LAWS OF THE PROVINCE OF BRITISH COLUMBIA

This drawing is an instrument of service and the property of New Town Services. The use of this drawing shall be restricted to the original site for which it was prepared and publication thereof is expressly limited to such use.

This drawing must not be scaled

Verify all dimensions and datums prior to commencement of work.

Report all errors and omissions to the Architect.



1 LEVEL TWO FLOOR PLAN - 6 UNIT BUILDING
A4.00 3/16" = 1'-0"

	TYPICAL UNITS
	END UNITS
TYPICAL UNIT A:	1273.7 SF
TYPICAL UNIT B:	1302.7 SF
END UNIT A:	1358.0 SF
END UNIT B:	1386.8 SF
TOTAL NET FLOOR AREA FOR 6-UNIT BUILDING:	8066.0 SF
TOTAL NET FLOOR AREA FOR 8-UNIT BUILDING:	10642.4 SF

SEAL

Revisions		
No	Date	Description
1	APR 6, 2017	ISSUED FOR DP



project title
LEATHEAD TH

project address
**LEATHEAD ROAD
KELOWNA, B.C.**

project no. 4007

file no.

drawing title
**6 UNIT - LEVEL TWO
FLOOR PLAN**

designed _____ scale As indicated
drawn _____ J.F.
checked _____ R.Y.
drawing no. **A3.02**
plotted 4/6/2017 10:30:17 AM

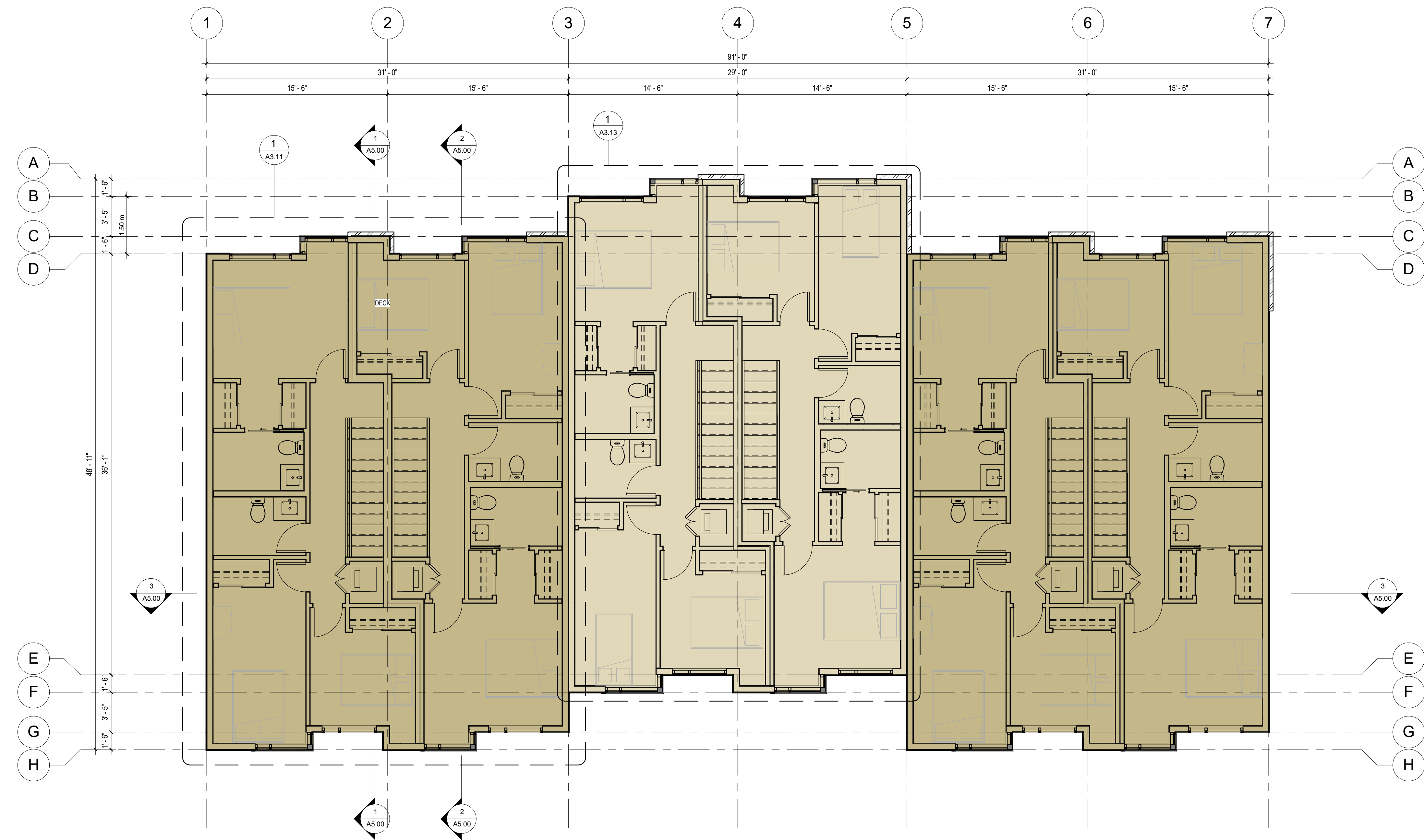
ALL CONTRACTORS ARE REQUIRED TO PERFORM THEIR WORK AND SUPPLY THEIR PRODUCTS IN COMPLIANCE WITH ALL BUILDING CODES AND LAWS OF THE PROVINCE OF BRITISH COLUMBIA

This drawing is an instrument of service and the property of New Town Services. The use of this drawing shall be restricted to the original site for which it was prepared and publication thereof is expressly limited to such use.



This drawing must not be scaled

Verify all dimensions and datums prior to commencement of work.

Report all errors and omissions to the Architect.



1 LEVEL THREE FLOOR PLAN - 6 UNIT BUILDING
A4.00/ 3/16" = 1'-0"

	TYPICAL UNITS
	END UNITS
TYPICAL UNIT A:	1273.7 SF
TYPICAL UNIT B:	1302.7 SF
END UNIT A:	1358.0 SF
END UNIT B:	1386.8 SF
TOTAL NET FLOOR AREA FOR 6-UNIT BUILDING:	8066.0 SF
TOTAL NET FLOOR AREA FOR 8-UNIT BUILDING:	10642.4 SF

SEAL

Revisions

No	Date	Description
1	APR 6, 2017	ISSUED FOR DP



project title
LEATHEAD TH

project address
**LEATHEAD ROAD
KELOWNA, B.C.**

project no. 4007

file no.

drawing title
**6 UNIT - LEVEL
THREE FLOOR
PLAN**

designed _____ scale As indicated

drawn _____ J.F.

checked _____ R.Y.

drawing no. **A3.03**

plotted 4/6/2017 10:30:21 AM

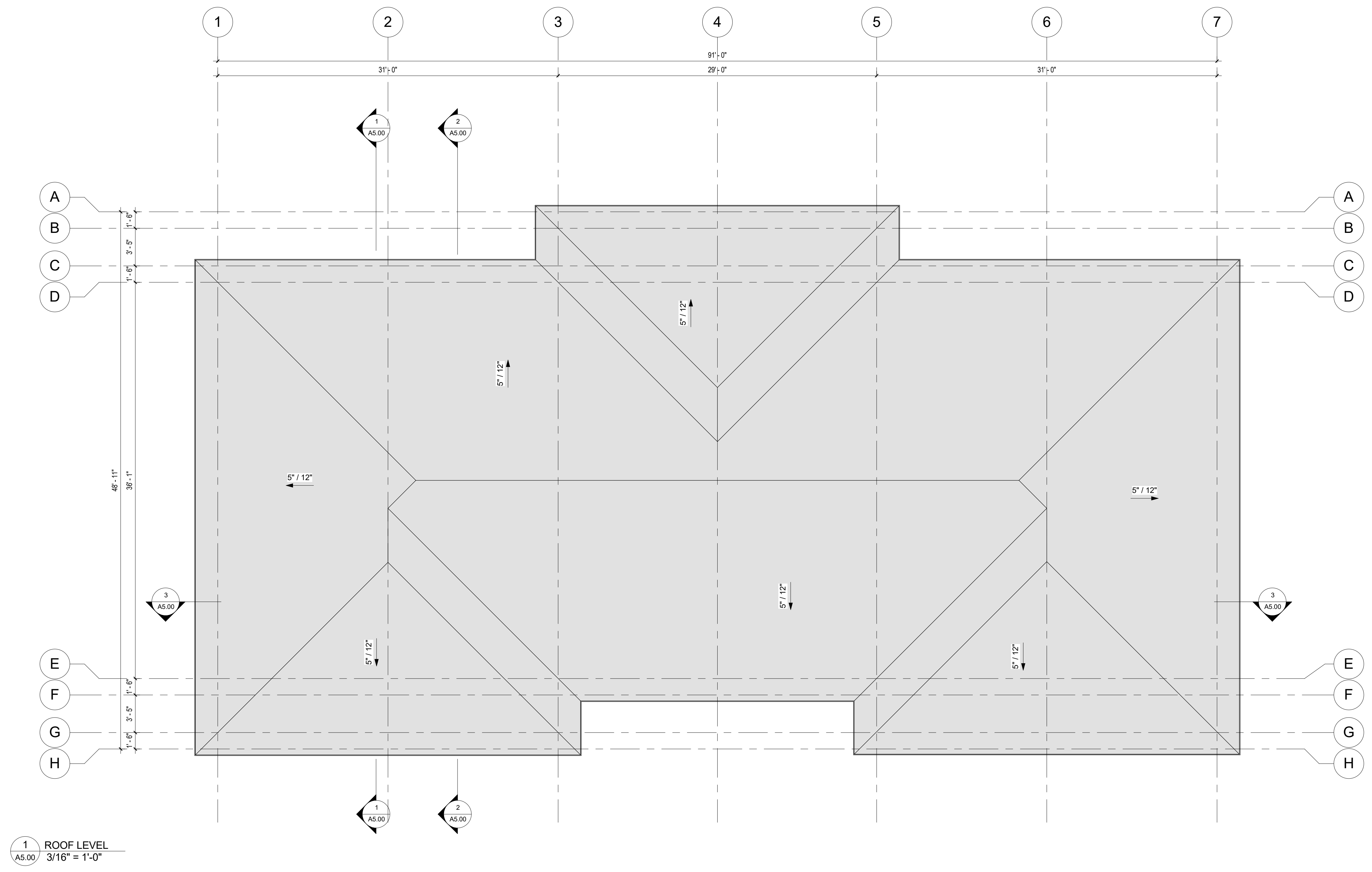
ALL CONTRACTORS ARE REQUIRED TO PERFORM THEIR WORK AND SUPPLY THEIR PRODUCTS IN COMPLIANCE WITH ALL BUILDING CODES AND LAWS OF THE PROVINCE OF BRITISH COLUMBIA

This drawing is an instrument of service and the property of New Town Services. The use of this drawing shall be restricted to the original site for which it was prepared and publication thereof is expressly limited to such use.

This drawing must not be scaled

Verify all dimensions and datums prior to commencement of work.

Report all errors and omissions to the Architect.



1 ROOF LEVEL
 A5.00 3/16" = 1'-0"

SEAL

Revisions

No	Date	Description
1	APR 6, 2017	ISSUED FOR DP



project title
LEATHEAD TH

project address
**LEATHEAD ROAD
 KELOWNA , B.C.**

project no. 4007

drawing title
6 UNIT - ROOF PLAN

designed _____ scale 3/16" = 1'-0"

drawn _____ J.F.

checked _____ R.Y.

drawing no. **A3.04**

plotted 4/6/2017 9:48:25 AM

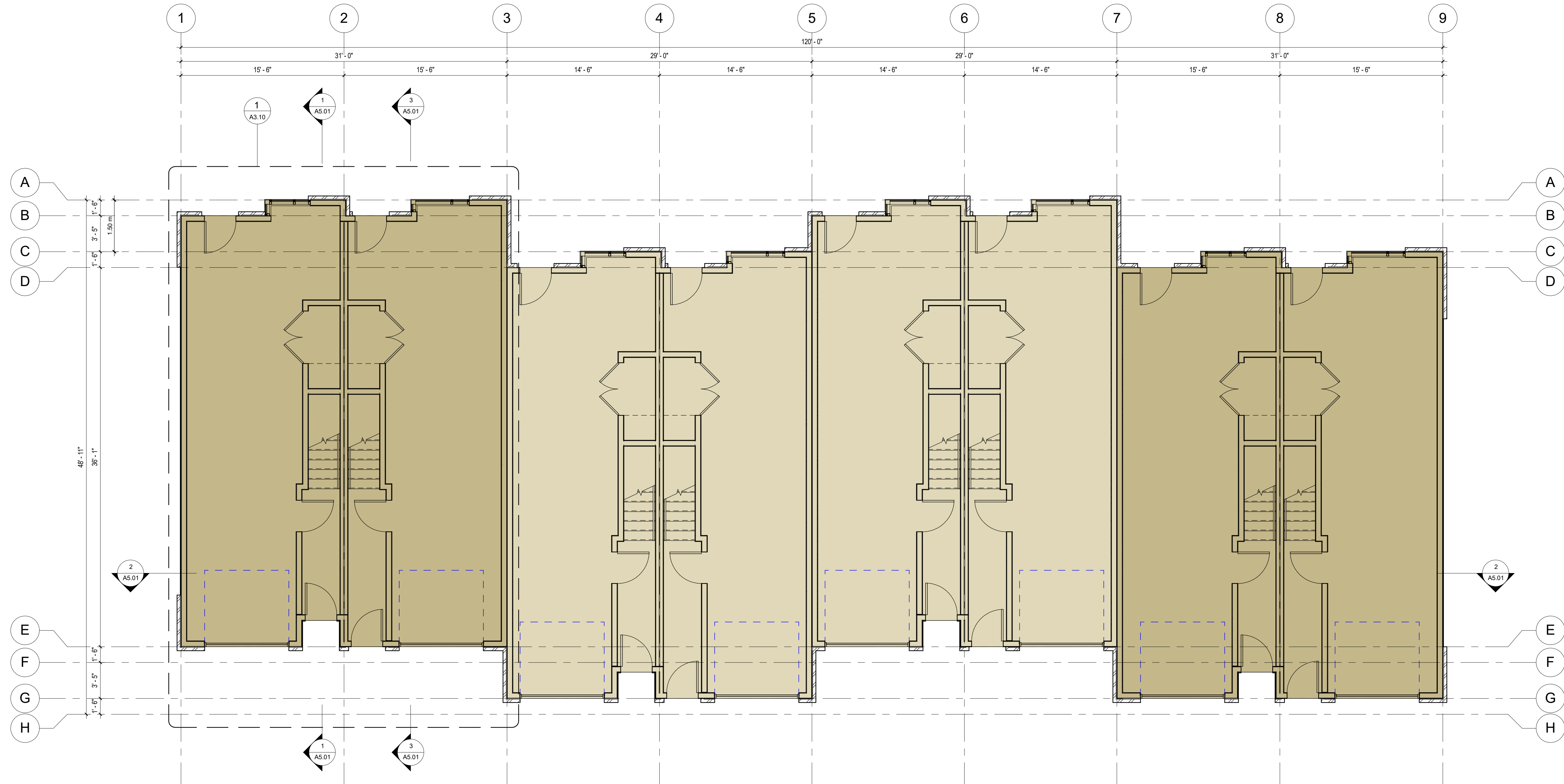
ALL CONTRACTORS ARE REQUIRED TO PERFORM THEIR WORK AND SUPPLY THEIR PRODUCTS IN COMPLIANCE WITH ALL BUILDING CODES AND LAWS OF THE PROVINCE OF BRITISH COLUMBIA

This drawing is an instrument of service and the property of New Town Services. The use of this drawing shall be restricted to the original site for which it was prepared and publication thereof is expressly limited to such use.

This drawing must not be scaled

Verify all dimensions and datums prior to commencement of work.

Report all errors and omissions to the Architect.



1 MAIN LEVEL - 8 UNIT BUILDING
A4.01 3/16" = 1'-0"

	TYPICAL UNITS
	END UNITS
TYPICAL UNIT A:	1273.7 SF
TYPICAL UNIT B:	1302.7 SF
END UNIT A:	1358.0 SF
END UNIT B:	1386.8 SF
TOTAL NET FLOOR AREA FOR 6-UNIT BUILDING:	8066.0 SF
TOTAL NET FLOOR AREA FOR 8-UNIT BUILDING:	10642.4 SF

SEAL

Revisions		
No	Date	Description
1	APR 6, 2017	ISSUED FOR DP



project title
LEATHEAD TH

project address
**LEATHEAD ROAD
KELOWNA, B.C.**

project no. 4007

drawing title
**8 UNIT - LEVEL ONE
FLOOR PLAN**

designed _____ scale As indicated
drawn _____ J.F.
checked _____ R.Y.
drawing no. _____

A3.06

plotted DEC 12, 2016 4/6/2017 10:12:26 AM

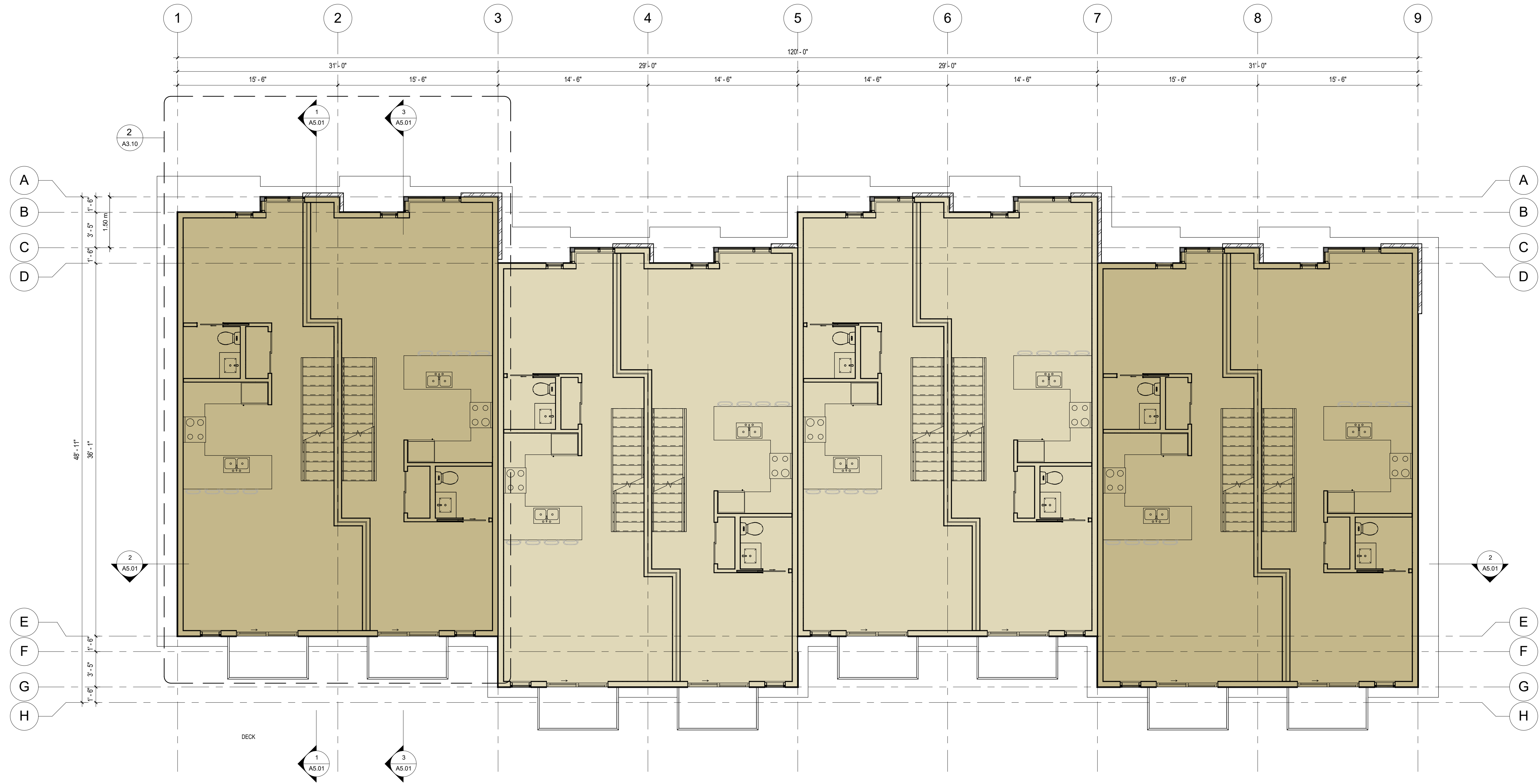
ALL CONTRACTORS ARE REQUIRED TO PERFORM THEIR WORK AND SUPPLY THEIR PRODUCTS IN COMPLIANCE WITH ALL BUILDING CODES AND LAWS OF THE PROVINCE OF BRITISH COLUMBIA

This drawing is an instrument of service and the property of New Town Services. The use of this drawing shall be restricted to the original site for which it was prepared and publication thereof is expressly limited to such use.



This drawing must not be scaled

Verify all dimensions and datums prior to commencement of work.

Report all errors and omissions to the Architect.



1 SECOND LEVEL - 8 UNIT BUILDING
A4.01 / 3/16" = 1'-0"

	TYPICAL UNITS
	END UNITS
TYPICAL UNIT A:	1273.7 SF
TYPICAL UNIT B:	1302.7 SF
END UNIT A:	1358.0 SF
END UNIT B:	1386.8 SF
TOTAL NET FLOOR AREA FOR 6-UNIT BUILDING:	8066.0 SF
TOTAL NET FLOOR AREA FOR 8-UNIT BUILDING:	10642.4 SF

SEAL

Revisions

No	Date	Description
1	APR 6, 2017	ISSUED FOR DP



project title
LEATHEAD TH

project address
**LEATHEAD ROAD
KELOWNA, B.C.**

project no. 4007

file no.

drawing title
**8 UNIT - LEVEL TWO
FLOOR PLAN**

designed _____ scale As indicated

drawn _____ J.F.

checked _____ R.Y.

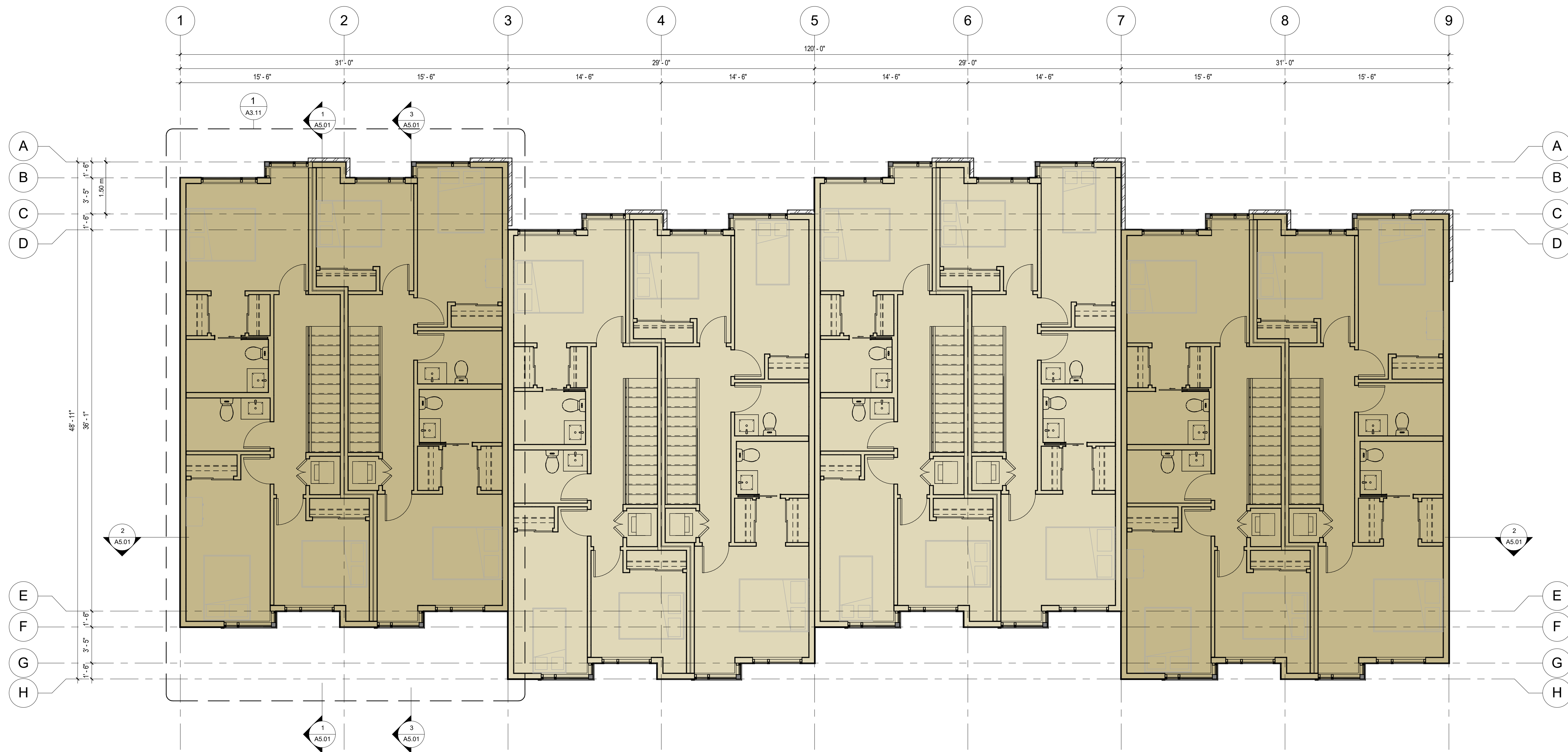
drawing no. **A3.07**

plotted DEC 12, 2016 4/6/2017 10:12:40 AM

ALL CONTRACTORS ARE REQUIRED TO PERFORM THEIR WORK AND SUPPLY THEIR PRODUCTS IN COMPLIANCE WITH ALL BUILDING CODES AND LAWS OF THE PROVINCE OF BRITISH COLUMBIA

This drawing is an instrument of service and the property of New Town Services. The use of this drawing shall be restricted to the original site for which it was prepared and publication thereof is expressly limited to such use.

This drawing must not be scaled. Verify all dimensions and datums prior to commencement of work. Report all errors and omissions to the Architect.



SEAL

Revisions

No	Date	Description
1	APR 6, 2017	ISSUED FOR DP

1 THIRD LEVEL - 8 UNIT BUILDING
A4.01 3/16" = 1'-0"

	TYPICAL UNITS
	END UNITS
TYPICAL UNIT A:	1273.7 SF
TYPICAL UNIT B:	1302.7 SF
END UNIT A:	1358.0 SF
END UNIT B:	1386.8 SF
TOTAL NET FLOOR AREA FOR 6-UNIT BUILDING:	8086.0 SF
TOTAL NET FLOOR AREA FOR 8-UNIT BUILDING:	10642.4 SF



project title
LEATHEAD TH

project address
**LEATHEAD ROAD
KELOWNA, B.C.**

project no. 4007

file no.

drawing title
**8 UNIT - LEVEL
THREE FLOOR
PLAN**

designed scale As indicated

drawn J.F.

checked R.Y.

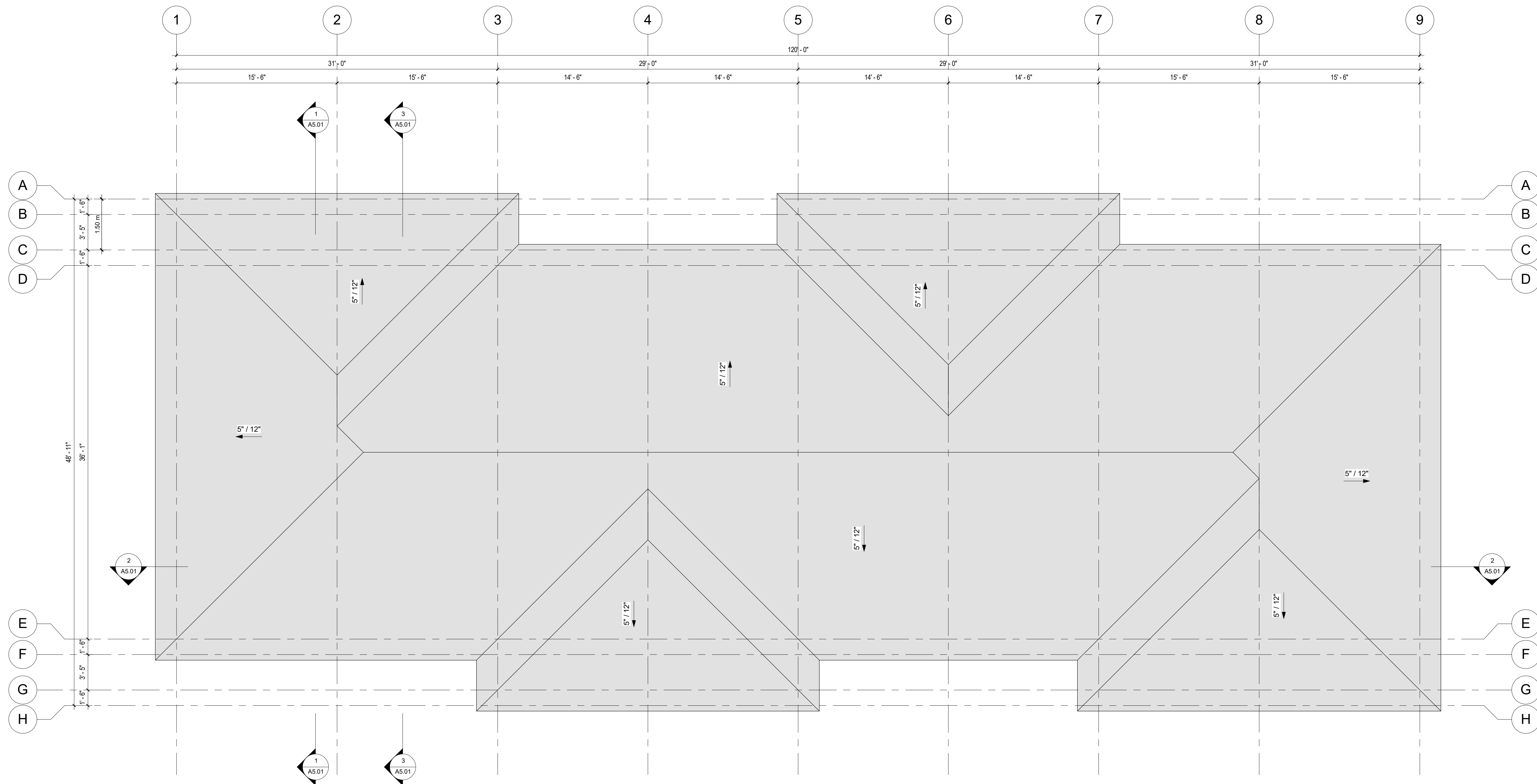
drawing no.
A3.08

plotted DEC 12, 2016 4/6/2017 10:12:45 AM

ALL CONTRACTORS ARE REQUIRED TO PERFORM THEIR WORK AND SUPPLY THEIR PRODUCTS IN COMPLIANCE WITH ALL BUILDING CODES AND LAWS OF THE PROVINCE OF BRITISH COLUMBIA

This drawing is an instrument of service and the property of New Town Services. The use of this drawing shall be restricted to the original site for which it was prepared and publication thereof is expressly limited to such use.

This drawing must not be scaled. Verify all dimensions and datums prior to commencement of work. Report all errors and omissions to the Architect.



1 ROOF PLAN - 8 UNIT BUILDING
A5.01 3/16" = 1'-0"

SEAL

Revisions

No	Date	Description
1	APR 6, 2017	ISSUED FOR DP



NEW TOWN SERVICES
250-860-8185
www.newtownservices.net

project title
LEATHEAD TH

project address
LEATHEAD ROAD
KELOWNA, B.C.

project no. 4007

drawing title
8 UNIT - ROOF PLAN

designed _____ scale 3/16" = 1'-0"

drawn J.F.

checked R.Y.

drawing no.

A3.09

plotted DEC 12, 2016 4/6/2017 10:12:46 AM

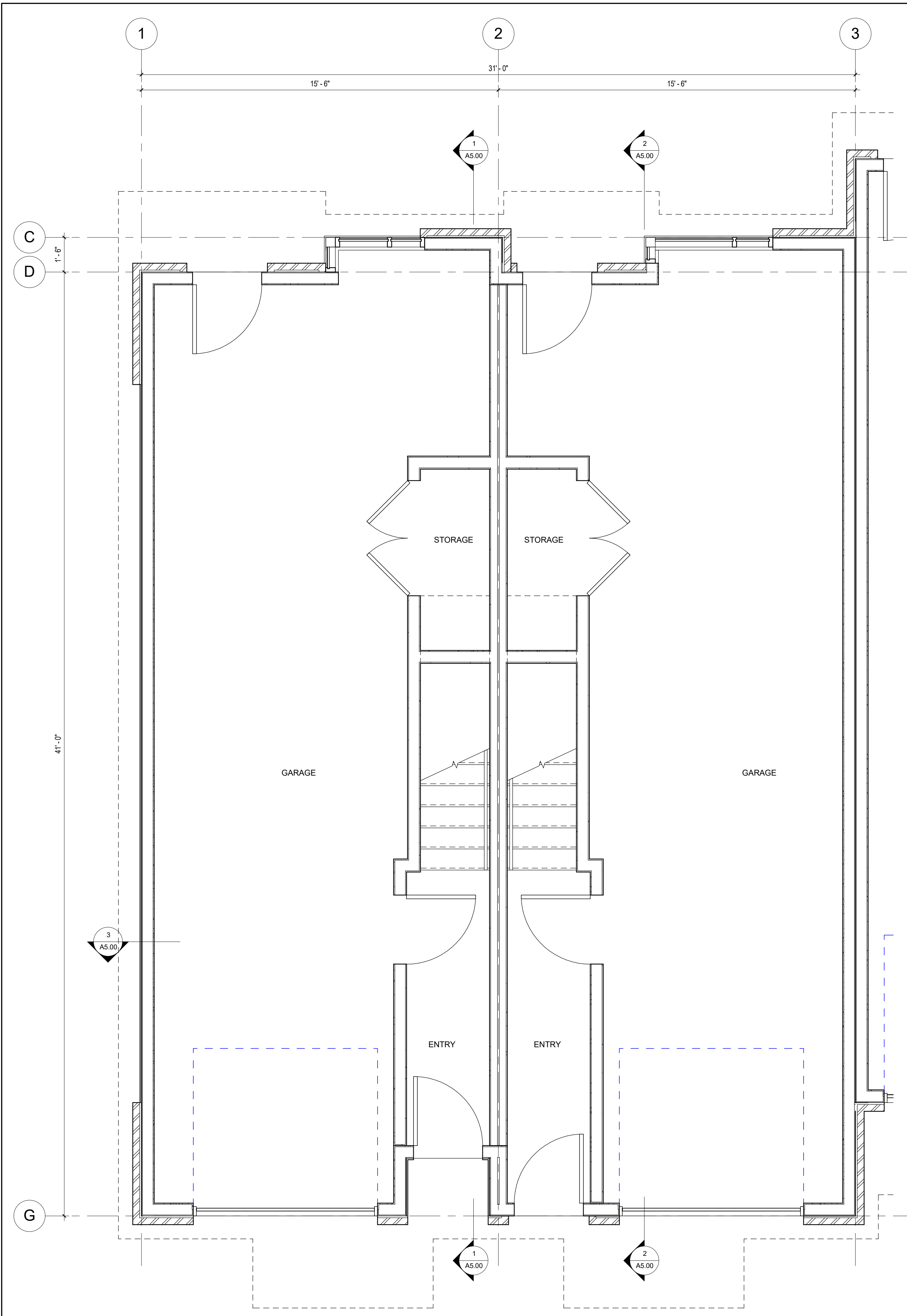
ALL CONTRACTORS ARE REQUIRED TO PERFORM THEIR WORK AND SUPPLY THEIR PRODUCTS IN COMPLIANCE WITH ALL BUILDING CODES AND LAWS OF THE PROVINCE OF BRITISH COLUMBIA

This drawing is an instrument of service and the property of New Town Services. The use of this drawing shall be restricted to the original site for which it was prepared and publication thereof is expressly limited to such use.

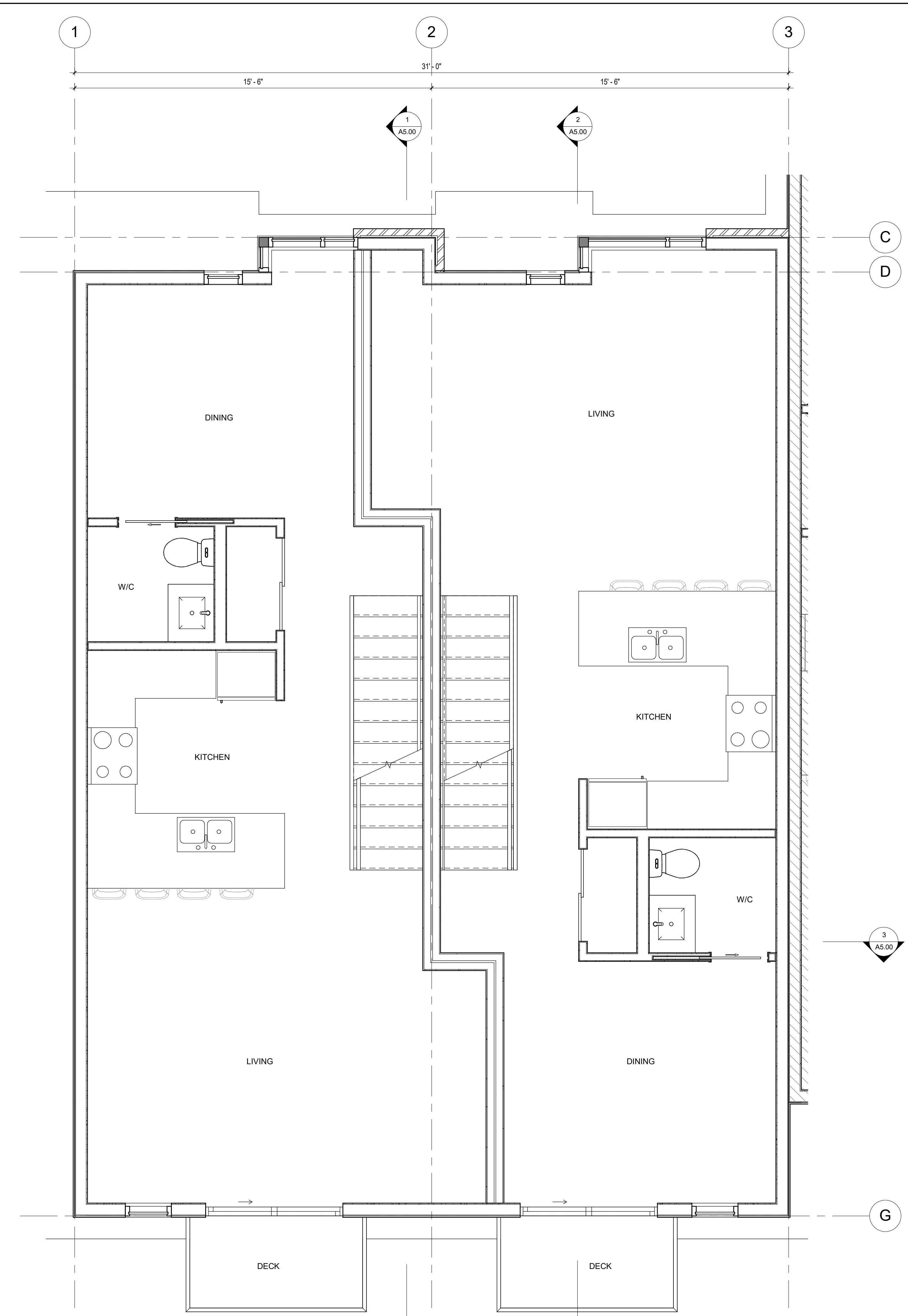
This drawing must not be scaled

Verify all dimensions and datums prior to commencement of work.

Report all errors and omissions to the Architect.



1 MAIN LEVEL - ENLARGED END UNIT PLAN
3/8" = 1'-0"



2 SECOND LEVEL - ENLARGED END UNIT PLAN
3/8" = 1'-0"

SEAL

Revisions

No	Date	Description
1	APR 6, 2017	ISSUED FOR DP



project title
LEATHEAD TH

project address
**LEATHEAD ROAD
KELOWNA, B.C.**

project no. 4007

file no.
drawing title
END UNIT PLANS

designed _____ scale 3/8" = 1'-0"

drawn J.F.

checked R.Y.

drawing no.

A3.10

plotted 4/6/2017 9:48:25 AM

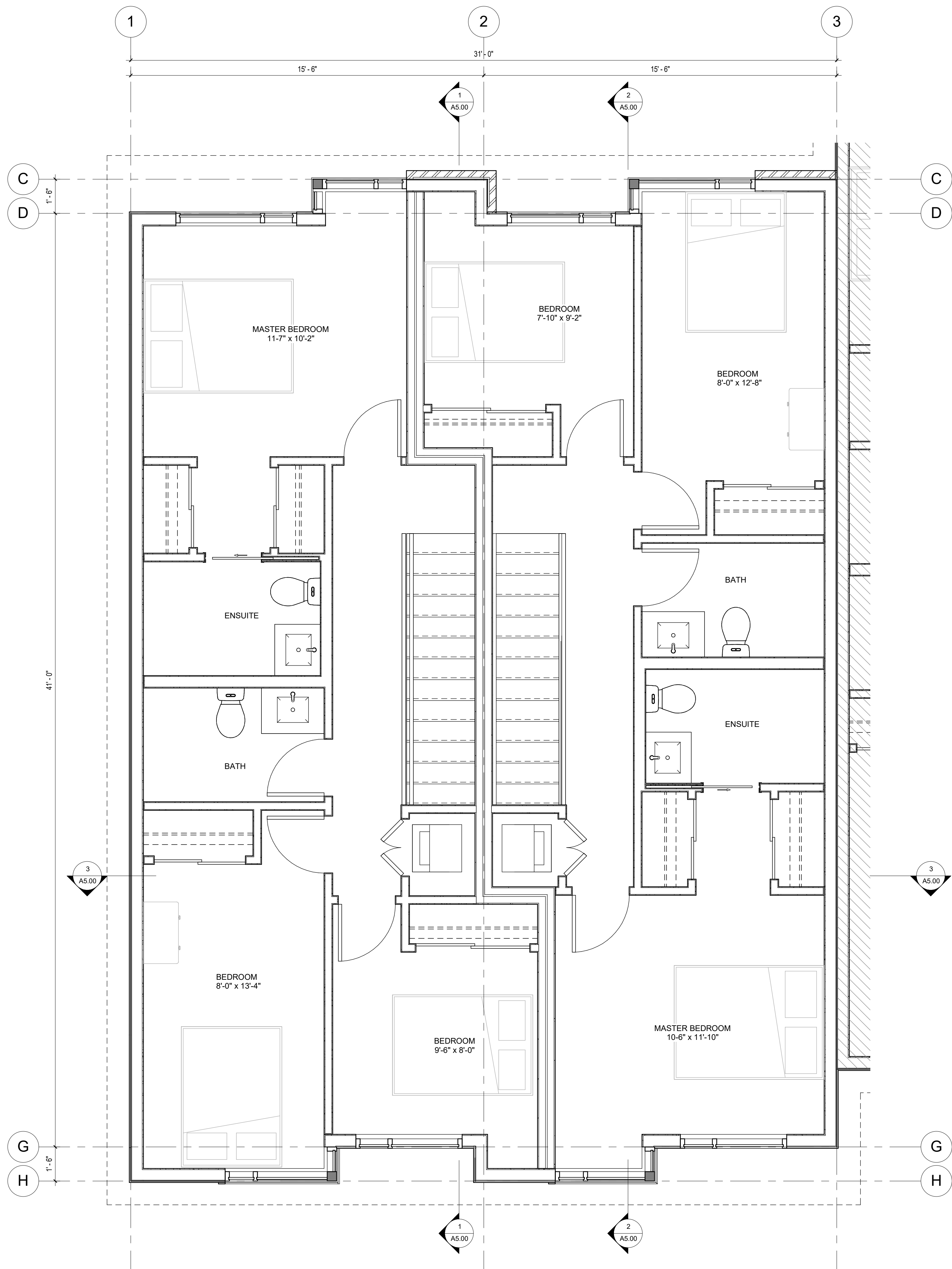
ALL CONTRACTORS ARE REQUIRED TO PERFORM THEIR WORK AND SUPPLY THEIR PRODUCTS IN COMPLIANCE WITH ALL BUILDING CODES AND LAWS OF THE PROVINCE OF BRITISH COLUMBIA

This drawing is an instrument of service and the property of New Town Services. The use of this drawing shall be restricted to the original site for which it was prepared and publication thereof is expressly limited to such use.

This drawing must not be scaled

Verify all dimensions and datums prior to commencement of work.

Report all errors and omissions to the Architect.



SEAL

Revisions

No	Date	Description
1	APR 6, 2017	ISSUED FOR DP



project title
LEATHEAD TH

project address
LEATHEAD ROAD
KELOWNA, B.C.

project no. 4007

file no.

drawing title
END UNIT PLANS

designed _____ scale 3/8" = 1'-0"

drawn _____ J.F.

checked _____ R.Y.

drawing no.

A3.11

plotted 4/6/2017 9:48:26 AM

1 THIRD LEVEL - ENLARGED END UNIT PLAN
A3.03 3/8" = 1'-0"

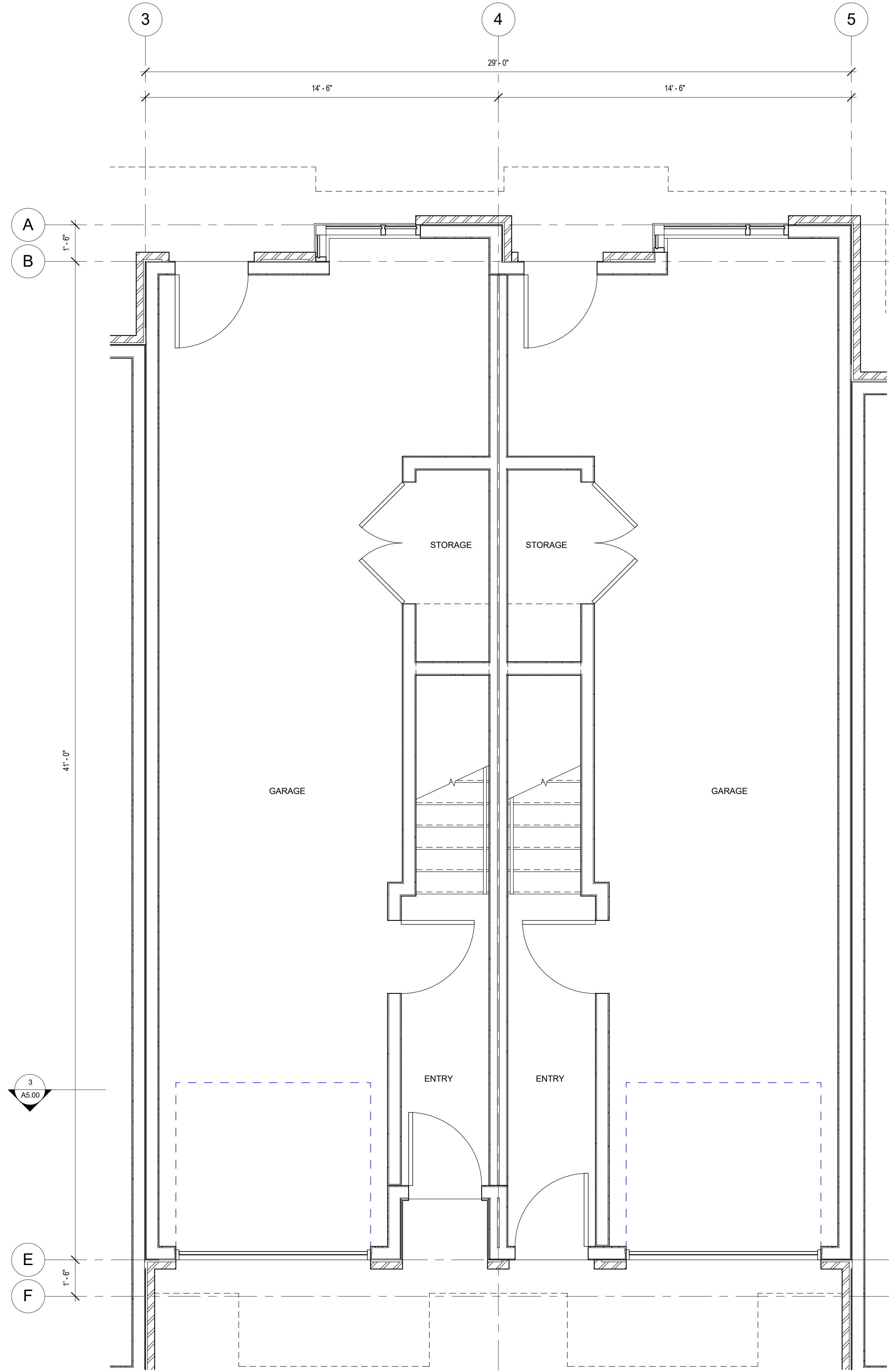
ALL CONTRACTORS ARE REQUIRED TO PERFORM THEIR WORK AND SUPPLY THEIR PRODUCTS IN COMPLIANCE WITH ALL BUILDING CODES AND LAWS OF THE PROVINCE OF BRITISH COLUMBIA

This drawing is an instrument of service and the property of New Town Services. The use of this drawing shall be restricted to the original site for which it was prepared and publication thereof is expressly limited to such use.

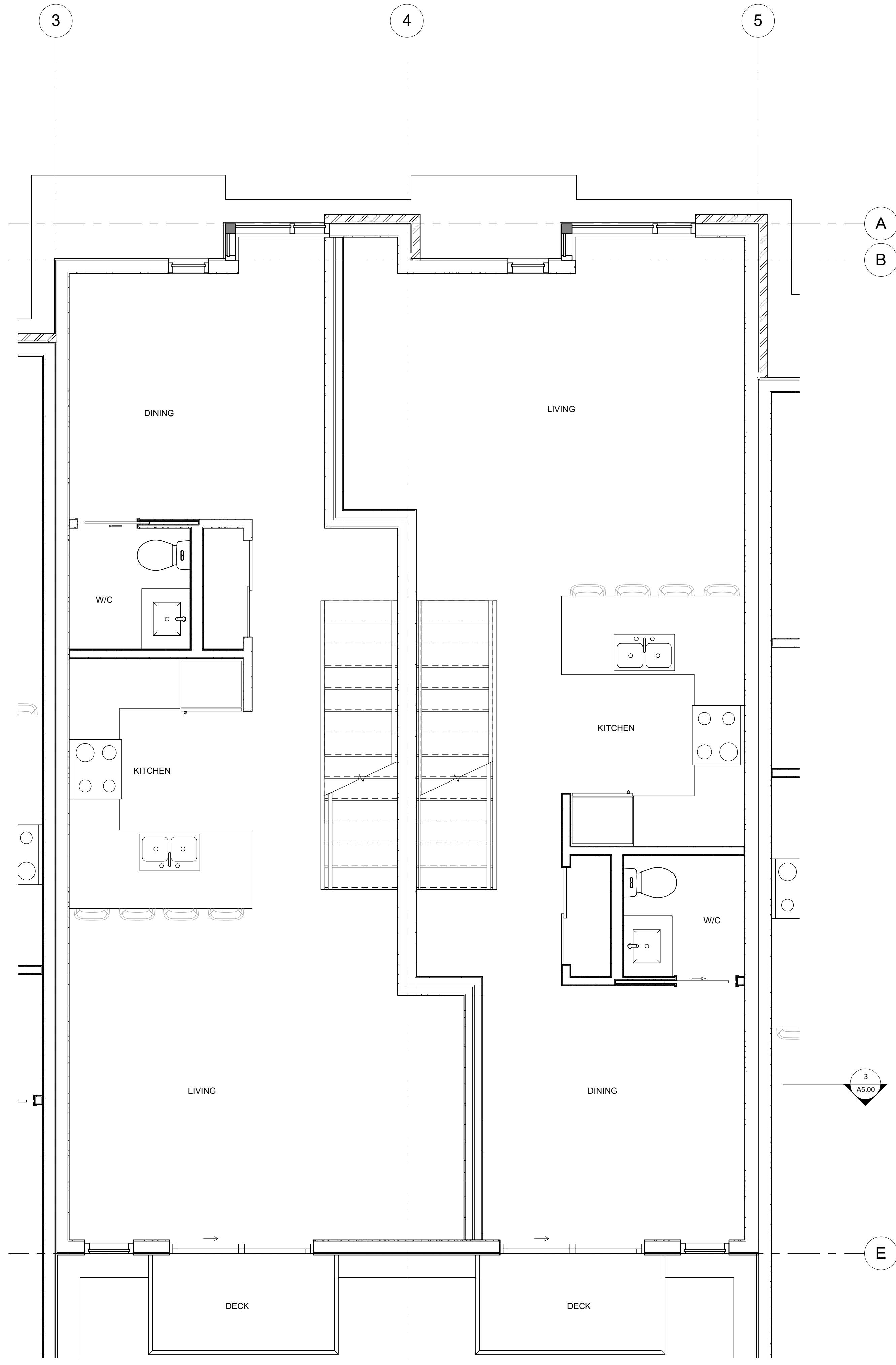
This drawing must not be scaled

Verify all dimensions and datums prior to commencement of work.

Report all errors and omissions to the Architect.



1 MAIN LEVEL - ENLARGED TYP. UNIT PLAN
A3.01 3/8" = 1'-0"



2 SECOND LEVEL - ENLARGED TYP. UNIT PLAN
A3.02 3/8" = 1'-0"

SEAL

Revisions

No	Date	Description
1	APR 6, 2017	ISSUED FOR DP



project title
LEATHEAD TH

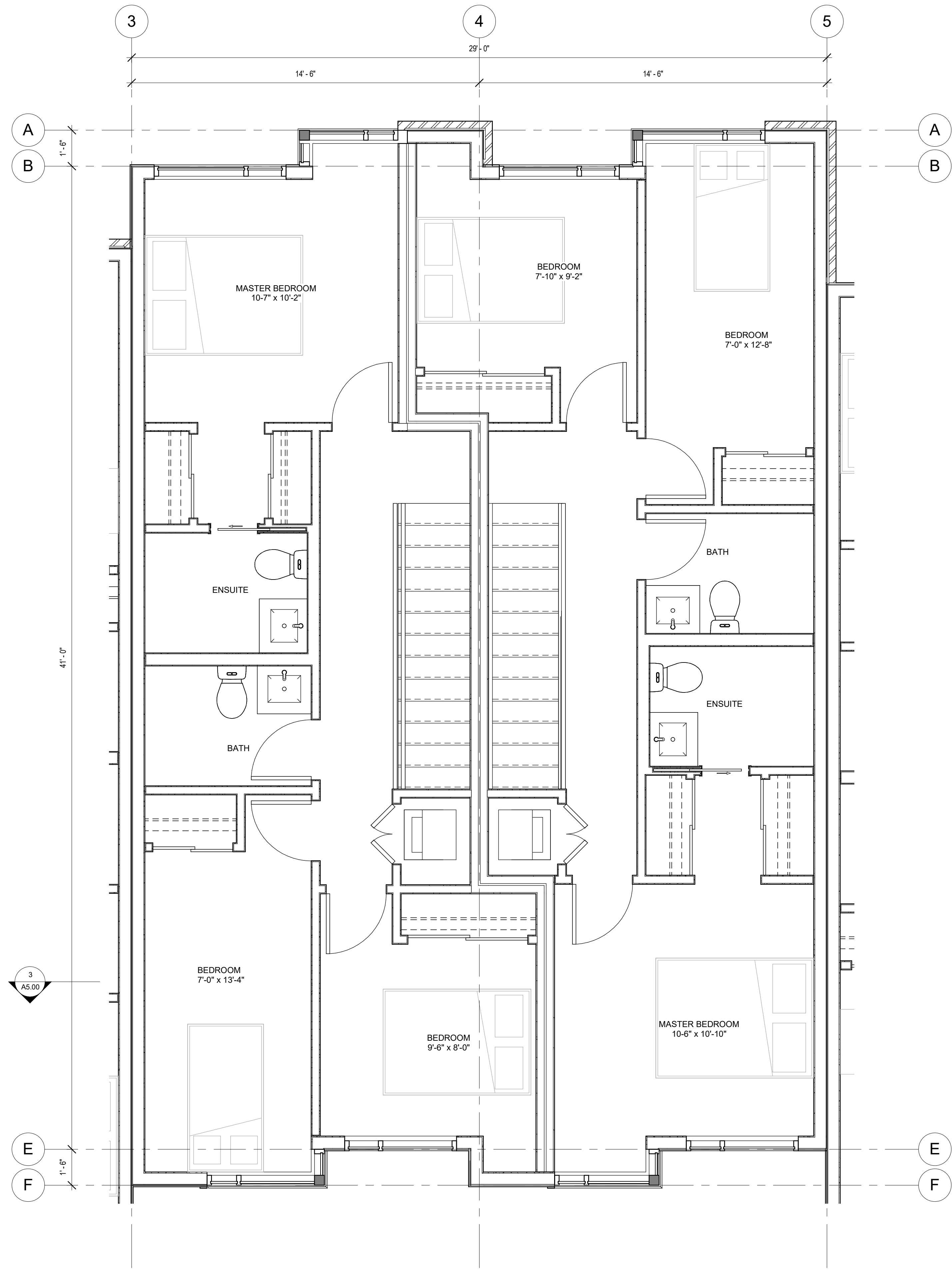
project address
**LEATHEAD ROAD
KELOWNA, B.C.**

project no. 4007

file no.

drawing title
TYPICAL UNIT PLAN

designed _____ scale 3/8" = 1'-0"
 drawn _____ J.F.
 checked _____ R.Y.
 drawing no. **A3.12**
 plotted 4/6/2017 9:48:26 AM



1 THIRD LEVEL - ENLARGED TYP. UNIT PLAN
 A3.03 3/8" = 1'-0"

ALL CONTRACTORS ARE REQUIRED TO PERFORM THEIR WORK AND SUPPLY THEIR PRODUCTS IN COMPLIANCE WITH ALL BUILDING CODES AND LAWS OF THE PROVINCE OF BRITISH COLUMBIA

This drawing is an instrument of service and the property of New Town Services. The use of this drawing shall be restricted to the original site for which it was prepared and publication thereof is expressly limited to such use.

This drawing must not be scaled

Verify all dimensions and datums prior to commencement of work.

Report all errors and omissions to the Architect.

SEAL

Revisions

No	Date	Description
1	APR 6, 2017	ISSUED FOR DP



project title
 LEATHEAD TH

project address
 LEATHEAD ROAD
 KELOWNA, B.C.

project no. 4007

file no.

drawing title
 TYPICAL UNIT PLAN

designed _____ scale 3/8" = 1'-0"
 drawn _____ J.F.
 checked _____ R.Y.
 drawing no.

A3.13


plotted 4/6/2017 9:48:26 AM



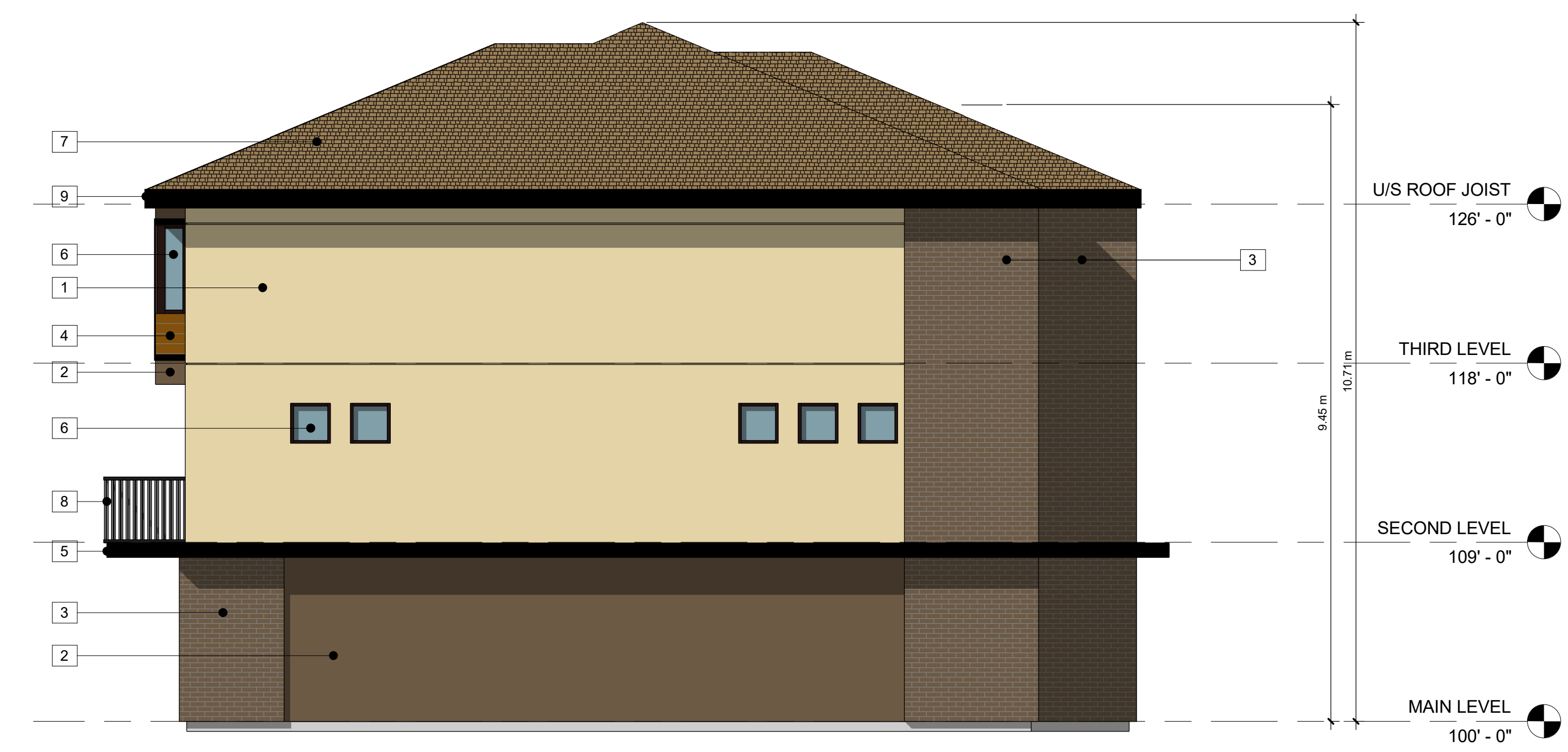
2 FRONT ELEVATION
3/16" = 1'-0"



1 BACK ELEVATION
3/16" = 1'-0"








3 LEFT SIDE ELEVATION
3/16" = 1'-0"



4 RIGHT SIDE ELEVATION
3/16" = 1'-0"

EXTERIOR MATERIAL LEGEND

-  ACRYLIC STUCCO - BEIGE
COLOUR: TBD
-  ACRYLIC STUCCO - BROWN
COLOUR: TBD
-  BRICK VENEER
COLOUR: TBD
-  HARDIE PLANK SIDING - WOOD GRAIN
COLOUR: TBD
-  PREFINISHED METAL FLASHING - BLACK
COLOUR: TO MATCH BLACK FIBER CEMENT BOARD & WINDOWS/DOORS

MATERIAL KEYNOTE LEGEND

1. ACRYLIC STUCCO - BEIGE
2. ACRYLIC STUCCO - BROWN
3. BRICK VENEER
4. HARDIE PLANK - CEDAR FINISH
5. PREFINISHED METAL FLASHING - BLACK
6. ALUMINUM WINDOWS - BLACK
7. ASPHALT SHINGLE ROOF - BROWN
8. ALUMINUM GUARDRAIL - BLACK
9. HARDIE FASCIA - BLACK
10. WOOD DOOR - COLOR TBD
11. OVERHEAD DOOR - COLOR TBD
12. GLAZED SLIDING DOOR

ALL CONTRACTORS ARE REQUIRED TO PERFORM THEIR WORK AND SUPPLY THEIR PRODUCTS IN COMPLIANCE WITH ALL BUILDING CODES AND LAWS OF THE PROVINCE OF BRITISH COLUMBIA. This drawing is an instrument of service and the property of New Town Services. The use of this drawing shall be restricted to the original site for which it was prepared and publication thereof is expressly limited to such use. This drawing must not be scaled. Verify all dimensions and datums prior to commencement of work. Report all errors and omissions to the Architect.

SEAL

Revisions

No	Date	Description
1	APR 6, 2017	ISSUED FOR DP



project title
LEATHEAD TH

project address
**LEATHEAD ROAD
KELOWNA, B.C.**

project no. 4007

file no.

drawing title
**BUILDING
ELEVATIONS**

designed _____ scale As Indicated

drawn _____ J.F.

checked _____ R.Y.

drawing no.

A4.00

plotted 4/6/2017 9:48:37 AM

ALL CONTRACTORS ARE REQUIRED TO PERFORM THEIR WORK AND SUPPLY THEIR PRODUCTS IN COMPLIANCE WITH ALL BUILDING CODES AND LAWS OF THE PROVINCE OF BRITISH COLUMBIA

This drawing is an instrument of service and the property of New Town Services. The use of this drawing shall be restricted to the original site for which it was prepared and publication thereof is expressly limited to such use.

This drawing must not be scaled.

Verify all dimensions and datums prior to commencement of work.


Report all errors and omissions to the Architect.



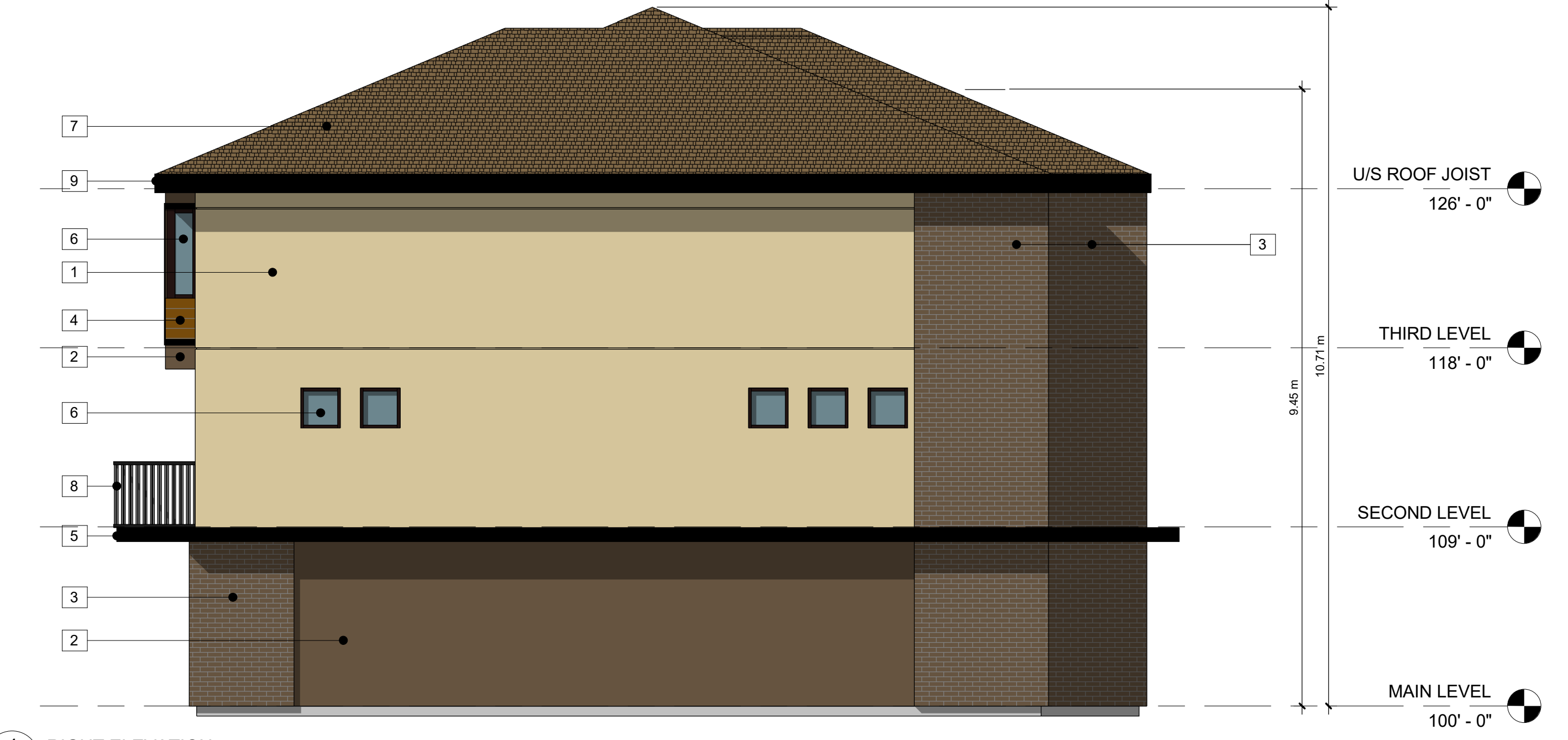
1 FRONT ELEVATION
3/16" = 1'-0"



2 BACK ELEVATION
3/16" = 1'-0"



3 LEFT ELEVATION
3/16" = 1'-0"



4 RIGHT ELEVATION
3/16" = 1'-0"

NOTE* REFER TO SHEET A4.00 FOR MATERIAL LEGEND

SEAL

Revisions		
No	Date	Description
1	APR 6, 2017	ISSUED FOR DP



project title
LEATHEAD TH

project address
**LEATHEAD ROAD
KELOWNA, B.C.**

project no. 4007

file no.

drawing title
**8 UNIT - BUILDING
ELEVATIONS**

designed scale 3/16" = 1'-0"

drawn J.F.

checked R.Y.

drawing no.

A4.01

plotted DEC 12, 2016 4/6/2017 10:12:57 AM

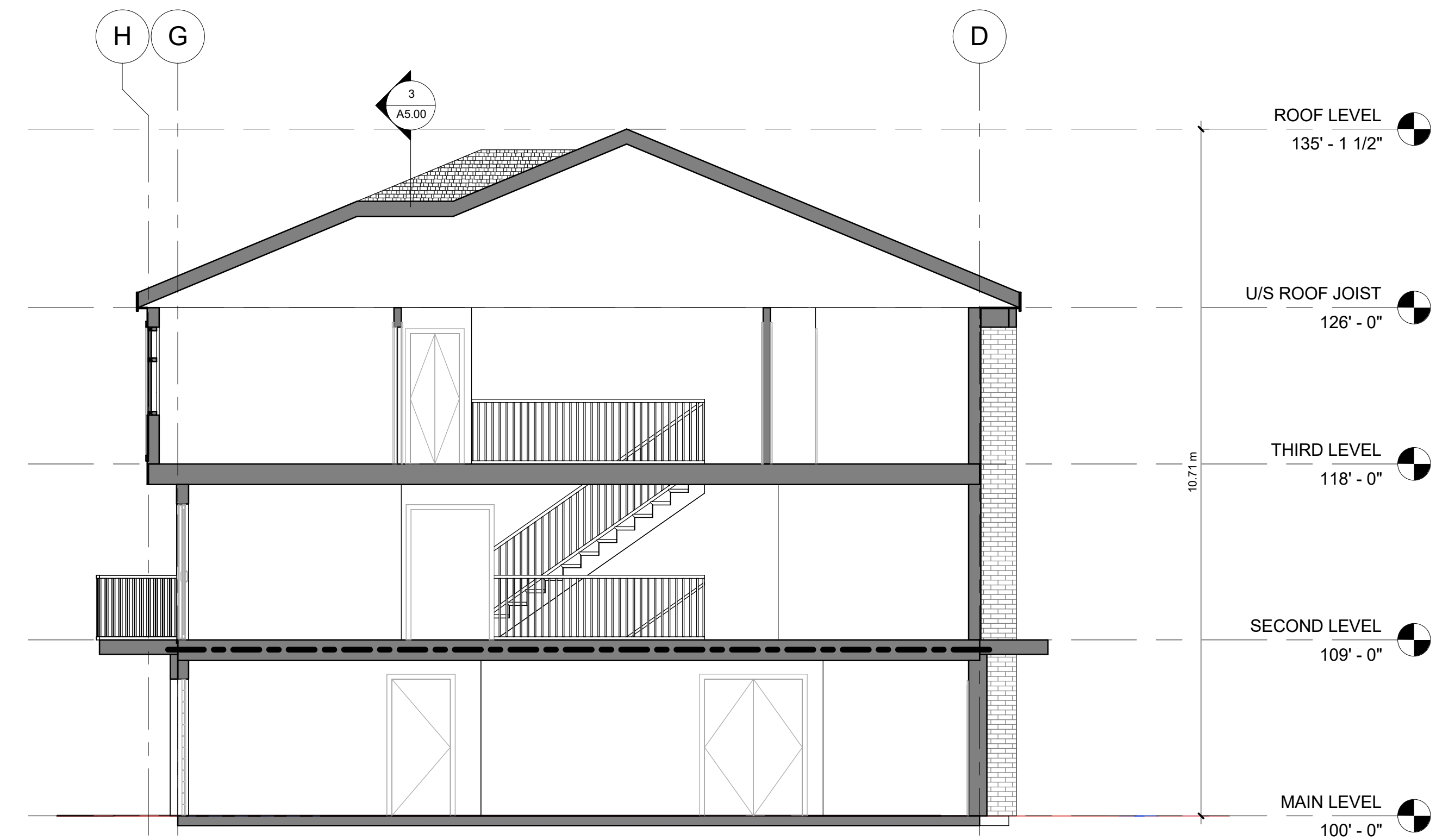
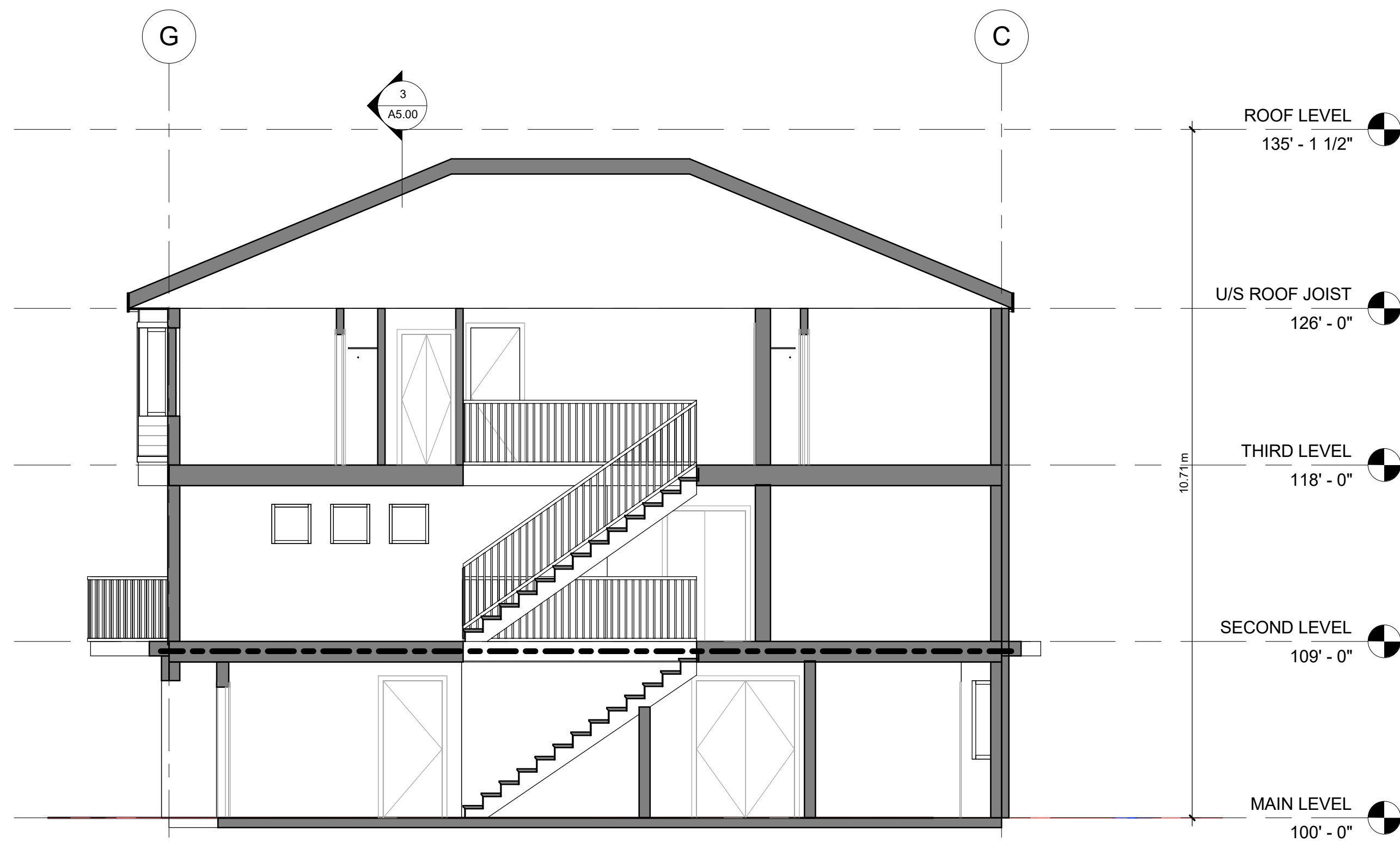
ALL CONTRACTORS ARE REQUIRED TO PERFORM THEIR WORK AND SUPPLY THEIR PRODUCTS IN COMPLIANCE WITH ALL BUILDING CODES AND LAWS OF THE PROVINCE OF BRITISH COLUMBIA

This drawing is an instrument of service and the property of New Town Services. The use of this drawing shall be restricted to the original site for which it was prepared and publication thereof is expressly limited to such use.

This drawing must not be scaled

Verify all dimensions and datums prior to commencement of work.

Report all errors and omissions to the Architect.



1 BUILDING SECTION @ STAIRS
A3.01 3/16" = 1'-0"

2 BUILDING SECTION
A3.01 3/16" = 1'-0"



3 BUILDING SECTION - 6 UNIT BUILDING
A3.01 3/16" = 1'-0"

FIRE SEPARATION LEGEND

-----	1 HR FRR
-------	----------

SEAL

Revisions

No	Date	Description
1	APR 6, 2017	ISSUED FOR DP



project title
LEATHEAD TH

project address
**LEATHEAD ROAD
KELOWNA, B.C.**

project no. 4007

file no.

drawing title
BUILDING SECTIONS

designed _____ scale As indicated
drawn _____ J.F.
checked _____ R.Y.
drawing no.

A5.00

plotted 4/6/2017 9:48:37 AM

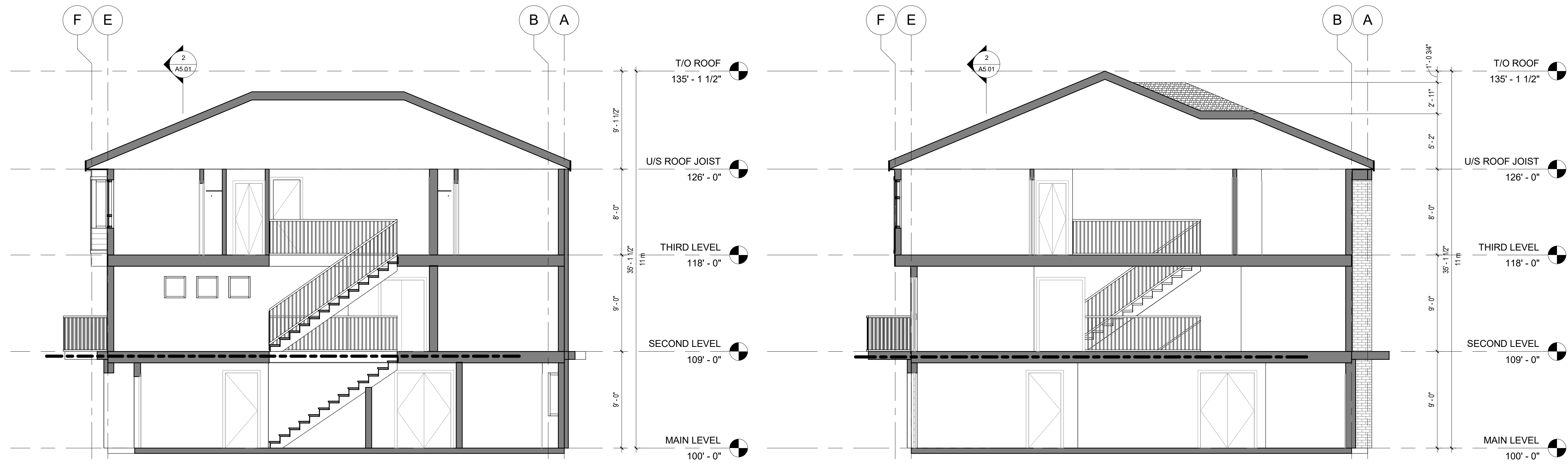
ALL CONTRACTORS ARE REQUIRED TO PERFORM THEIR WORK AND SUPPLY THEIR PRODUCTS IN COMPLIANCE WITH ALL BUILDING CODES AND LAWS OF THE PROVINCE OF BRITISH COLUMBIA

This drawing is an instrument of service and the property of New Town Services. The use of this drawing shall be restricted to the original site for which it was prepared and publication thereof is expressly limited to such use.

This drawing must not be scaled

Verify all dimensions and datums prior to commencement of work.

Report all errors and omissions to the Architect.



1 BUILDING SECTION @ STAIRS
A3.06 3/16" = 1'-0"

3 BUILDING SECTION
A3.06 3/16" = 1'-0"



2 BUILDING SECTION - 8 UNIT BUILDING
A3.06 3/16" = 1'-0"

FIRE SEPARATION LEGEND

-----	1 HR FRR
-------	----------

SEAL

Revisions

No	Date	Description
1	APR 6, 2017	ISSUED FOR DP



project title
LEATHEAD TH

project address
**LEATHEAD ROAD
KELOWNA, B.C.**

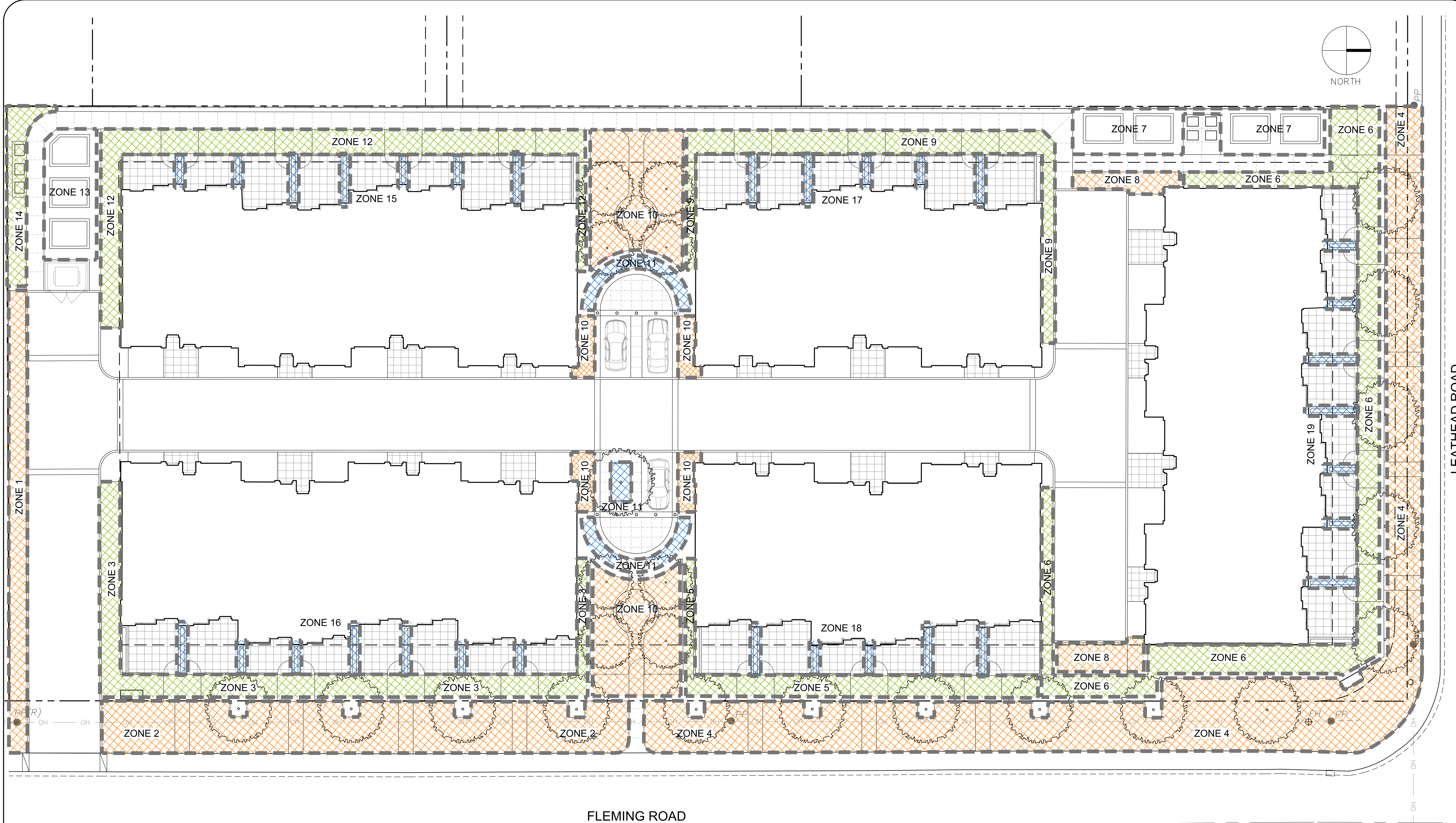
project no. 4007

file no.

drawing title
**8 UNIT - BUILDING
SECTIONS**

designed	scale	As indicated
drawn		J.F.
checked		R.Y.
drawing no.		

A5.01



- NOTES**
1. PLANT MATERIAL AND CONSTRUCTION SHALL MEET OR EXCEED B.C.L.N.A STANDARDS.
 2. ALL PERENNIAL AND SHRUB PLANTING AREAS TO HAVE A MIN. 0.45m GROWING MEDIUM DEPTH.
 3. ALL SOFT LANDSCAPE AREAS SHALL BE WATERED BY A TIMED AUTOMATIC UNDERGROUND IRRIGATION SYSTEM.
 4. PLANT MATERIAL SELECTIONS ARE CONCEPTUAL ONLY. FINAL PLANT SELECTIONS MAY VARY DEPENDING ON AVAILABILITY.
 5. ALL PLANTING BEDS SHALL HAVE A MINIMUM 50mm DEPTH OF APPROVED MULCH.
 6. THIS DRAWING DEPICTS FORM AND CHARACTER AND IS TO BE USED FOR DEVELOPMENT PERMIT SUBMISSION ONLY. DRAWING IS NOT INTENDED FOR USE IN CONSTRUCTION.

NO.	Y/M/D	DESCRIPTION
1	17/04/04	ISSUED FOR DP
-	17/04/03	FOR CLIENT REVIEW
REVISIONS / ISSUED		


CLIENT



NEW TOWN SERVICES
250-860-8185
www.newtownservices.net

PROJECT
LEATHEAD ROAD
TOWN HOME DEVELOPMENT

500 FLEMING RD &
1065 - 1075 LEATHEAD RD.
KELOWNA, B.C.



DESIGN BY: DEJ
DRAWN BY: DEJ
CHECKED BY: DEJ
PROJECT NO: 17-111
SCALE: 1:150m

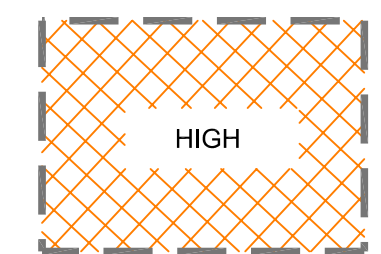
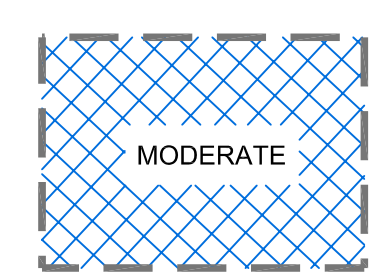

SHEET TITLE: **HYDROZONE PLAN**

SHEET NO: **LDP-2**

FLEMING ROAD

IRRIGATION HYDROZONE NOTES:

1. IRRIGATION SYSTEM TO HAVE HIGH-EFFICIENCY SPRAY, DRIPLINE AND EMITTER COMPONENTS.
2. IRRIGATION SYSTEM TO BE EQUIPPED WITH A BACKFLOW PREVENTION DEVICE, WATER METER, FLOW SENSOR AND SHUT-OFF VALVE.
3. SCH. 40 SLEEVING TO BE PROVIDED UNDER ALL HARD SURFACES AND FEATURES.
4. ALL IRRIGATION MAINLINES TO BE LOCATED ON PRIVATE PROPERTY.

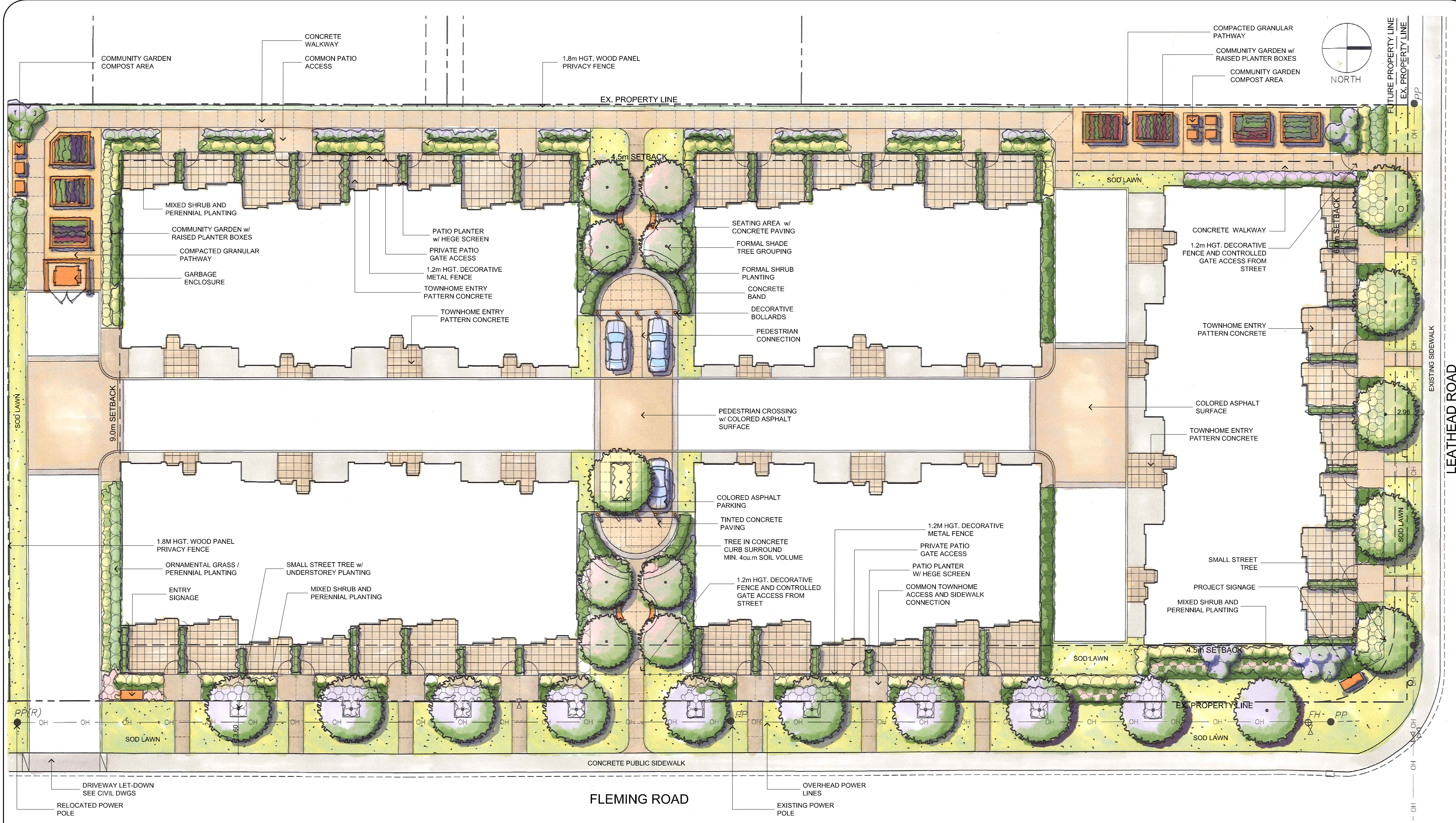


LEATHEAD ROAD - HYDROZONES

*Hydrozone	Unit	Total	Landscape	Water Use	Mulch Type	Irrigation Comments
2,4	ea	15	Small Blvd Tree	High - Moderate	Bark	Low Volume Tree Bubbler
10	ea	9	Medium Garden Tree	High - Moderate	Bark	Low Volume Tree Bubbler
2,4	m2	448	Off-Site Blvd Sod Turf	High	N/A	Low Volume Pop-Up Spray
1,8,10	m2	250	On-Site Sod Turf	High	N/A	Low Volume Pop-Up Spray
3,5,6,9,12,14	m2	445	Mixed Shrub & Perennial	Low	Bark	High Efficiency Subsurface Drip
11,15,16,17,18,19	m2	65	Shrub / Hedge	Moderate	Bark	High Efficiency Subsurface Drip
7,13	m2	39	Garden Plots	Low-Moderate	N/A	Manual Watering

* See Plan for Hydrozone Location

D:\NATIVE DESIGN\PROJECTS\2017\17-111-LEATHEAD CONDOS DRAWINGS\17-111-LDP-1-RENDERING.DWG



LEATHEAD TOWNHOME - PLANT LIST

Qty	Botanical Name	Common Name	Size	Root	Mature Size (H x W)
Trees					
5	<i>Acer ginnala</i>	Amur Maple	5cm Cal	B&B	5.0m x 5.0m
8	<i>Magnolia stellata</i>	Star Magnolia	5cm Cal	B&B	5.0m x 4.0m
1	<i>Pyrus calleryana 'Chanticleer'</i>	Chanticleer Pear	6cm Cal	B&B	9.0m x 5.0m
10	<i>Syringa reticulata 'Ivory Silk'</i>	Ivory Silk Tree Lilac	5cm Cal	B&B	6.0m x 5.0m
Shrubs					
27	<i>Berberis thunbergii 'Monomb'</i>	Cherry Bomb Barberry	#02	Potted	1.2m x 1.0m
204	<i>Buxus 'Green Gem'</i>	Green Gem Boxwood	#02	Potted	0.6m x 0.6m
30	<i>Cornus sericea 'Kelsey'</i>	Kelsey's Dwarf Red-Osier Dogwood	#02	Potted	0.5m x 0.5m
5	<i>Hydrangea arborescens grandiflora 'Annabelle'</i>	Annabelle Hydrangea	#02	Potted	1.5m x 1.5m
9	<i>Syringa patula 'Miss Kim'</i>	Miss Kim Lilac	#05	Potted	1.5m x 1.5m
24	<i>Taxus media 'Hicksii'</i>	Hicks Yew	#05	Potted	3.0m x 1.0m

LEATHEAD TOWNHOME - PLANT LIST

Qty	Botanical Name	Common Name	Size	Root	Mature Size (H x W)
Perennials / Groundcovers / Vines					
15	<i>Echinacea purpurea 'Magnus'</i>	Magnus Purple Coneflower	#01	Potted	0.8m x 0.6m
15	<i>Echinacea purpurea 'Pow Wow'</i>	PowWow Purple Coneflower	#01	Potted	0.8m x 0.6m
15	<i>Euphorbia polychroma</i>	Cushion Spurge	#01	Potted	0.4m x 0.6m
18	<i>Hemerocallis 'Stella D'Oro'</i>	Stella D'Oro Daylily	#01	Potted	0.3m x 0.5m
37	<i>Lavandula 'Munstead'</i>	Munstead Lavender	#01	Potted	0.4m x 0.6m
7	<i>Parthenocissus quinquefolia 'Englemanni'</i>	Englemann Ivy	#01	Potted	8.0m x 0.1m
15	<i>Paxistima canbyi</i>	Cliff Green	#01	Potted	0.3m x 0.3m
35	<i>Perovskia atriplicifolia 'Little Spire'</i>	Little Spire Russian Sage	#01	Potted	0.5m x 0.6m
37	<i>Rudbeckia fulgida var. sullivantii 'Goldstrum'</i>	Goldstrum Coneflower	#01	Potted	0.8m x 0.6m
25	<i>Salvia x sylvestris 'Mainacht'</i>	May Night Salvia	#01	Potted	0.5m x 0.5m
15	<i>Sedum spectabile 'Autumn Joy'</i>	Autumn Joy Sedum	#01	Potted	0.6m x 0.6m
Ornamental Grasses					
11	<i>Calamagrostis acutiflora 'Karl Foerster'</i>	Karl Foerster	#01	Potted	1.5m x 0.8m
48	<i>Calamagrostis brachytricha</i>	Korean Feather Reed Grass	#01	Potted	1.2m x 0.6m
21	<i>Deschampsia caespitosa 'Bronzeschleier'</i>	Bronze Tufted Hair Grass	#01	Potted	1.0m x 0.6m
15	<i>Festuca idahoensis</i>	Idaho Fescue	#01	Potted	0.3m x 0.3m
21	<i>Helictotrichon sempervirens</i>	Blue Oat Grass	#01	Potted	1.0m x 0.8m
51	<i>Pennisetum orientale 'Tall Tails'</i>	Oriental Fountain Grass	#01	Potted	1.2m x 1.0m
6	<i>Saccharum ravennae</i>	Northern Pampas Grass	#01	Potted	2.5m x 1.2m

*Denotes Okanagan Inspired Plant Species

- NOTES**
1. PLANT MATERIAL AND CONSTRUCTION SHALL MEET OR EXCEED B.C.L.N.A STANDARDS.
 2. ALL PERENNIAL AND SHRUB PLANTING AREAS TO HAVE A MIN. 0.45m GROWING MEDIUM DEPTH.
 3. ALL SOFT LANDSCAPE AREAS SHALL BE WATERED BY A TIMED AUTOMATIC UNDERGROUND IRRIGATION SYSTEM.
 4. PLANT MATERIAL SELECTIONS ARE CONCEPTUAL ONLY. FINAL PLANT SELECTIONS MAY VARY DEPENDING ON AVAILABILITY.
 5. ALL PLANTING BEDS SHALL HAVE A MINIMUM 50mm DEPTH OF APPROVED MULCH.
 6. THIS DRAWING DEPICTS FORM AND CHARACTER AND IS TO BE USED FOR DEVELOPMENT PERMIT SUBMISSION ONLY. DRAWING IS NOT INTENDED FOR USE IN CONSTRUCTION.

NO.	Y/M/D	DESCRIPTION
1	17/04/04	ISSUED FOR DP
-	17/04/03	FOR CLIENT REVIEW


REVISIONS / ISSUED

CLIENT



NEW TOWN SERVICES
250-860-8185
www.newtownservices.net

PROJECT
LEATHEAD ROAD TOWN HOME DEVELOPMENT
500 FLEMING RD & 1065 - 1075 LEATHEAD RD. KELOWNA, B.C.



DESIGN BY: DBJ
DRAWN BY: DBJ
CHECKED BY: DBJ
PROJECT NO. 17-111
SCALE: 1:150m

SHEET TITLE: **LANDSCAPE PLAN**
SHEET NO.: **LDP-1**