























Project Information Model - SEWER

Class	ODT	Feature Representation	Symbol	Block Name	Object Name	Style Name	Feature Layer	Note1
Air Valve	SSWR	ACAD Block		PR San Vlv Air			C-SSWR-STRC	
Cap	SSWR	C3D Structure		PR San Cap Prof	SCAP#	PR San Cap (Plan)	_C3D-STRC-PRSan#	
Chamber	SSWR	ACAD Point					C-SSWR-STRC	Locate at centroid
Cleanout	MHOL	C3D Structure			SCO#	PR San MH Clean (Plan Prof Sect)	_C3D-STRC-PRSan#	
Coupling	SSWR	ACAD Point					C-SSWR-STRC	Locate at centroid
Gravity Main	PIPE	C3D Gravity Pipe			SP#	PR San (Plan Prof Sect)	_C3D-PIPE-PRSan#	
Kiosk	SSWR	ACAD Point					C-SSWR-STRC	Locate at centroid
Landfill Gas Main	SSWR	ACAD Point					C-SSWR-STRC	Locate at centroid
Lift Station	SSWR	ACAD Block		PR San Pump Sta			C-SSWR-STRC	
Manhole	MHOL	C3D Structure			S#	PR San MH (Plan Prof Sect)	_C3D-STRC-PRSan#	
Pressurized Main	PIPE	C3D Gravity Pipe			SP#	PR San Force (Plan Prof Sect)	_C3D-PIPE-PRSan#	
Pump	SSWR	ACAD Point					C-SSWR-STRC	Locate at centroid
Service	SRVC	ACAD 2D Polyline					C-SSWR-SRVC	Draw from pipe to PL
Stub	SSWR	ACAD Block		PR San Stub			C-SSWR-STRC	Draw on end of pipe
Valve	SSWR	ACAD Block		PR San Vlv Sys			C-SSWR-STRC	

Project Information Model - WATER

Class	ODT	Feature Representation	Symbol	Block Name	Object Name	Style Name	Feature Layer	Note1
Air Valve	WATR	ACAD Block		PR Wat Vlv Air			C-WATR-VALV	
Auto Flusher	WATR	ACAD Block		PR Wat Flush			C-WATR-STRC	
Backflow Preventer	WATR	ACAD Block		PR Wat Backflow Prev			C-WATR-STRC	
Blowoff Valve	WATR	ACAD Block		PR Wat Blowoff			C-WATR-STRC	
Booster Station	WATR	ACAD Point					C-WATR-STRC	Locate at centroid
Cap	WATR	ACAD Block		PR Wat Cap			C-WATR-STRC	
Cathodic Protection	WATR	ACAD Block		PR Wat Cathod Prot			C-WATR-STRC	
Chlorine Station	WATR	ACAD Point					C-WATR-STRC	Locate at centroid
Filling Station	WATR	ACAD Point					C-WATR-STRC	Locate at centroid
Flow Control Station	WATR	ACAD Point					C-WATR-STRC	Locate at centroid
Headwall	WATR	ACAD Block		PR Wat Headwall			C-WATR-STRC	
Fire Hydrant	WATR	ACAD Block		PR Wat Hyd			C-WATR-HYDR	
Hydrant Lead	LEAD	C3D Gravity Pipe			FHL#	PR Wat Hyd Lead (Plan Prof Sect)	_C3D-PIPE-PRWat#	
Kiosk	WATR	ACAD Point					C-WATR-STRC	Locate at centroid
Meter Station	WATR	ACAD Block		PR Wat Meter Box			C-WATR-STRC	
Pressurized Main	PIPE	C3D Gravity Pipe			WP#	PR Wat (Plan Prof Sect)	_C3D-PIPE-PRWat#	
Pressure Station	WATR	ACAD Point					C-WATR-STRC	Locate at centroid
Pressure Relief Valve Station	WATR	ACAD Block		PR Wat Vlv Pres			C-WATR-VALV	
Pump	WATR	ACAD Point					C-WATR-STRC	Locate at centroid
Pump Station	WATR	ACAD Point					C-WATR-STRC	Locate at centroid
Reducer	WATR	ACAD Block		PR Wat Reducer			C-WATR-STRC	
Reservoir	WATR	ACAD Point					C-WATR-STRC	Locate at centroid
Reservoir Station	WATR	ACAD Point					C-WATR-STRC	Locate at centroid
Reservoir Drain	WATR	ACAD Point					C-WATR-STRC	Locate at centroid
Sampling Station	WATR	ACAD Point					C-WATR-STRC	Locate at centroid
Sampling Station Lateral	WATR	ACAD Point					C-WATR-STRC	Locate at end of lateral line
Service	SRVC	ACAD 2D Polyline					C-WATR-PIPE	
Stand Pipe	WATR	ACAD Block		PR Wat Stand			C-WATR-STRC	
Stub	WATR	ACAD Block		PR Wat Stub			C-WATR-STRC	
Treatment Station	WATR	ACAD Point					C-WATR-STRC	Locate at centroid
Bend	WATR	ACAD Block		PR Wat Bends			C-WATR-STRC	
UV Station	WATR	ACAD Point					C-WATR-STRC	Locate at centroid
Valve	WATR	ACAD Block		PR Wat Vlv Sys			C-WATR-VALV	
Water Intake	WATR	ACAD Point					C-WATR-STRC	Locate at centroid
Wetwell	WATR	ACAD Point					C-WATR-STRC	Locate at centroid

Project Information Model - Project Boundary

Class	ODT	Feature Representation	Feature Layer	Note1
Project Boundary	PROJ	ACAD 2D Polyline	C-PROJ-BNDY	Rectangular closed polyline

Project Information Model - Roads

Class	ODT	Feature Representation	Block Name	Feature Layer	Note1
Active Transportation (Networks) *	ACTR	ACAD 2D Polyline		C-ROAD-ACTR	Closed 2D polyline on SW edge
Bike Locker	FURN	ACAD Point		C-ROAD	
Bridge	BRTU	ACAD 2D Polyline		C-ROAD	2D polyline on centreline
Bollard	FURN	ACAD Block	PR Misc Bollard	C-ROAD-FURN	
Medians	MEDN	ACAD 2D Polyline		C-ROAD-EDGE	Closed 2D polyline on pavement edge
Tunnel	BRTU	ACAD 2D Polyline		C-ROAD	Locate on centreline
Walkway *	WALK	ACAD 2D Polyline		C-ROAD-WALK	Closed polyline on SW edge

*** Note**

Active Transportation (ACTR)

Cycle Track – Bike lane with physical separation from road (barrier, fence etc.)

Shared Use Pathway – Path for pedestrian and bicycles (paved or unpaved)












Bike Lane – Bike lane separated from lane with pavement marking

Sidewalk – Adjacent to Road

Walkway (WALK)

Walkway in a dedicated ROW connecting neighborhoods, not bordering a street

Project Information Model - Drainage

Class	ODT	Feature Representation	Symbol	Block Name	Object Name	Style Name	Feature Layer	Note
Cap	DRAN	C3D Structure		PR Stm Cap Prof	DCAP#	PR Stm Cap (Plan)	_C3D-STRC-PRStm#	
Catch Basin	CBAS	C3D Structure			CB#	PR Stm Side/Top Inlt (Plan Prof Sect)	_C3D-STRC-PRStm#	
Catch Basin Lead	LEAD	C3D Gravity Pipe			DL#	PR Stm CB Lead (Plan Prof Sect)	_C3D-PIPE-PRStm#	
Cleanout	MHOL	C3D Structure			DCO#	PR Stm MH Clean (Plan Prof Sect)	_C3D_STRC_PRStm#	
Control Manhole	DRAN	ACAD Point					C-DRAN-STRC	Locate at centroid
Detention Pond	DRAN	ACAD 2D Polyline					C-DRAN-WDBY-POND	Draw to pond perimeter
Detention Tank	DRAN	ACAD 2D Polyline					C-DRAN-WDBY-TANK	Draw to tank perimeter
Drywell	MHOL	C3D Structure			DW#	PR Stm DW (Plan Prof Sect)	_C3D-STRC-PRStm#	
Gravity Main	PIPE	C3D Gravity Pipe			DP#	PR Stm (Plan Prof Sect)	_C3D-PIPE-PRStm#	
Headwall	DRAN	C3D Structure			DHW#	PR Stm Hwall (Plan)	_C3D-STRC-PRStm#	
Manhole	MHOL	C3D Structure			D#	PR Stm MH (Plan Prof Sect)	_C3D-STRC-PRStm#	
Outfall	DRAN	C3D Structure			DO#	PR Stm Discharge (Plan)	_C3D-STRC-PRStm#	
Pressurized Main	PIPE	C3D Gravity Pipe			DP#	PR Stm Force (Plan Prof Sect)	_C3D-PIPE-PRStm#	
Pump Station	DRAN	ACAD Block		PR Stm Pump Sta			C-DRAN-STRC	
Service	SRVC	ACAD 2D Polyline					C-DRAN-SRVC	
Stub	DRAN	ACAD Block		PR Stm Stub			C-DRAN-STRC	
Sump	CBAS	C3D Structure			CBS#	PR Stm CB Sump (Plan Prof Sect)	_C3D-STRC-PRStm#	
Valve	DRAN	ACAD Block		PR Stm Vlv Sys			C-DRAN-STRC	